

For Research Use Only

RALA Monoclonal antibody, PBS Only



Catalog Number: 67093-1-PBS

Featured Product

Basic Information

Catalog Number:

67093-1-PBS

Size:

1 mg/ml

Source:

Mouse

Isotype:

IgG2a

Immunogen Catalog Number:

AG5329

GenBank Accession Number:

BC039858

GeneID (NCBI):

5898

UNIPROT ID:

P11233

Full Name:

v-ral simian leukemia viral oncogene homolog A (ras related)

Calculated MW:

206 aa, 24 kDa

Observed MW:

24 kDa

Purification Method:

Protein A purification

CloneNo.:

1H9H5

Applications

Tested Applications:

WB, IHC, Indirect ELISA

Species Specificity:

Human, pig

Background Information

Storage

Storage:

Store at -80°C.

Storage Buffer:

PBS Only

For technical support and original validation data for this product please contact:

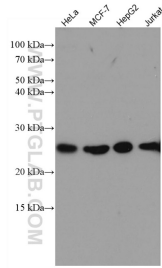
T: 4006900926

E: Proteintech-CN@ptglab.com

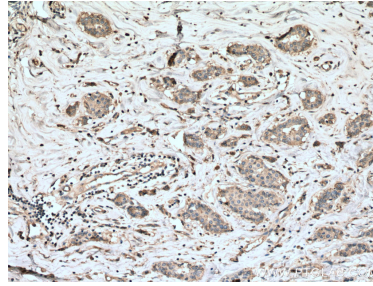
W: ptgcn.com

This product is exclusively available under Proteintech Group brand and is not available to purchase from any other manufacturer.

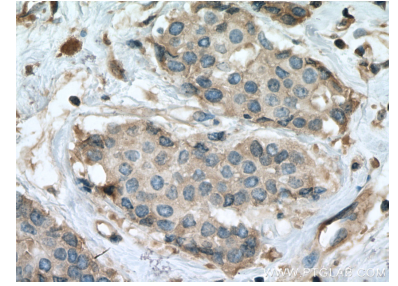
Selected Validation Data



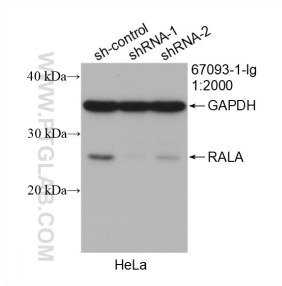
Various lysates were subjected to SDS PAGE followed by western blot with 67093-1-Ig (RALA antibody) at dilution of 1:10000 incubated at room temperature for 1.5 hours. This data was developed using the same antibody clone with 67093-1-PBS in a different storage buffer formulation.



Immunohistochemical analysis of paraffin-embedded human breast cancer tissue slide using 67093-1-Ig (RALA antibody) at dilution of 1:1000 (under 10x lens). Heat mediated antigen retrieval with Tris-EDTA buffer (pH 9.0). This data was developed using the same antibody clone with 67093-1-PBS in a different storage buffer formulation.



Immunohistochemical analysis of paraffin-embedded human breast cancer tissue slide using 67093-1-Ig (RALA antibody) at dilution of 1:1000 (under 40x lens). Heat mediated antigen retrieval with Tris-EDTA buffer (pH 9.0). This data was developed using the same antibody clone with 67093-1-PBS in a different storage buffer formulation.



WB result of RALA antibody (67093-1-Ig; 1:400; incubated at room temperature for 1.5 hours) with sh-Control and sh-RALA transfected HeLa cells. This data was developed using the same antibody clone with 67093-1-PBS in a different storage buffer formulation.