

For Research Use Only

# RAP1B Monoclonal antibody, PBS Only



Catalog Number: 67174-1-PBS

## Basic Information

Catalog Number:

67174-1-PBS

Size:

1mg/ml

Source:

Mouse

Isotype:

IgG1

Immunogen Catalog Number:

AG29212

GenBank Accession Number:

BC000176

GeneID (NCBI):

5908

UNIPROT ID:

P61224

Full Name:

RAP1B, member of RAS oncogene

family

Calculated MW:

21 kDa

Observed MW:

21 kDa

Purification Method:

Protein A purification

CloneNo.:

2E7G11

## Applications

Tested Applications:

WB, IF, IHC, Indirect ELISA

Species Specificity:

Human, mouse, rat

## Background Information

### Storage

Storage:

Store at -80°C.

Storage Buffer:

PBS Only

For technical support and original validation data for this product please contact:

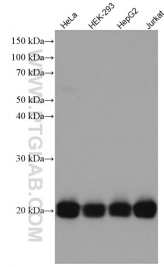
T: 4006900926

E: [Proteintech-CN@ptglab.com](mailto:Proteintech-CN@ptglab.com)

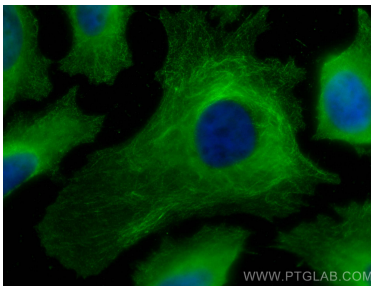
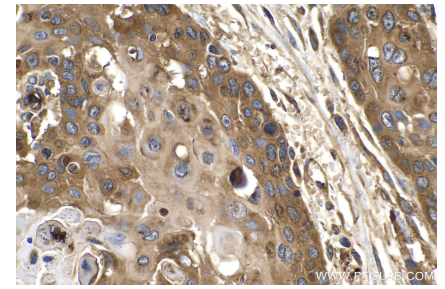
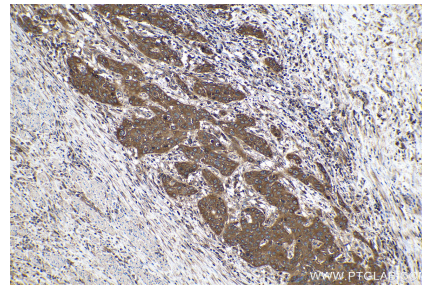
W: [ptgcn.com](http://ptgcn.com)

This product is exclusively available under Proteintech Group brand and is not available to purchase from any other manufacturer.

## Selected Validation Data



Various lysates were subjected to SDS PAGE followed by western blot with 67174-1-Ig (RAP1B antibody) at dilution of 1:5000 incubated at room temperature for 1.5 hours. This data was developed using the same antibody clone with 67174-1-PBS in a different storage buffer formulation.



Immunofluorescent analysis of (-20°C Methanol) fixed HeLa cells using RAP1B antibody (67174-1-Ig, Clone: 2E7G11) at dilution of 1:400 and CoraLite®488-Conjugated AffiniPure Goat Anti-Mouse IgG(H+L). This data was developed using the same antibody clone with 67174-1-PBS in a different storage buffer formulation.