

For Research Use Only

DNAJA1 Monoclonal antibody

Catalog Number: 67184-1-Ig **Featured Product**



Basic Information

Catalog Number: 67184-1-Ig	GenBank Accession Number: BC008182	Purification Method: Euglobulin precipitation
Size: 500 µg/ml	GeneID (NCBI): 3301	CloneNo.: 1B10A10
Source: Mouse	UNIPROT ID: P31689	Recommended Dilutions: WB 1:1000-1:6000 IF 1:200-1:800
Isotype: IgM	Full Name: DnaJ (Hsp40) homolog, subfamily A, member 1	
Immunogen Catalog Number: AG2284	Calculated MW: 397 aa, 45 kDa	
	Observed MW: 45 kDa	

Applications

Tested Applications: IF/ICC, WB, ELISA	Positive Controls:
Species Specificity: Human, mouse, rat	WB: A549 cells, HeLa cells, MCF-7 cells, HEK-293 cells, HepG2 cells, Jurkat cells, K-562 cells, HSC-T6 cells, NIH/3T3 cells
	IF: HepG2 cells,

Background Information

DNAJA1 is a member of the DnaJ proteins (also known as Hsp40 or Hsc40) which are cochaperones to DnaK (Hsp70) and function to modulate protein assembly, disassembly, and translocation. DNAJA1 has been reported to get involved in various processes, including virus infection, tau clearance, and mutant p53 degradation.

Storage

Storage:
Store at -20°C. Stable for one year after shipment.
Storage Buffer:
PBS with 0.02% sodium azide and 50% glycerol pH 7.3.
Aliquoting is unnecessary for -20°C storage

For technical support and original validation data for this product please contact:

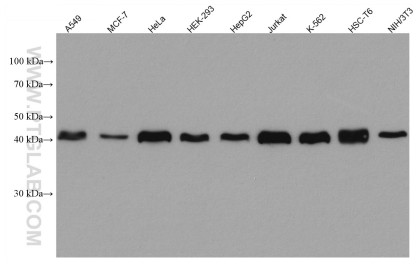
T: 4006900926

E: Proteintech-CN@ptglab.com

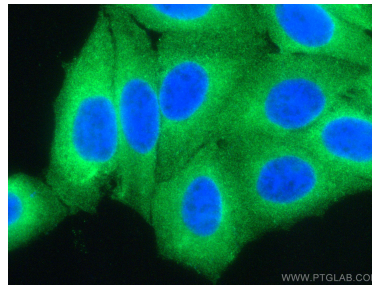
W: ptgcn.com

This product is exclusively available under Proteintech Group brand and is not available to purchase from any other manufacturer.

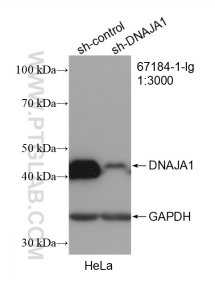
Selected Validation Data



Various lysates were subjected to SDS PAGE followed by western blot with 67184-1-Ig (DNAJA1 antibody) at dilution of 1:3000 incubated at room temperature for 1.5 hours.



Immunofluorescent analysis of (4% PFA) fixed HepG2 cells using DNAJA1 antibody (67184-1-Ig, Clone: 1B10A10) at dilution of 1:400 and CoraLite®488-Conjugated AffiniPure Goat Anti-Mouse IgG(H+L).



WB result of DNAJA1 antibody (67184-1-Ig: 1:3000; incubated at room temperature for 1.5 hours) with sh-Control and sh-DNAJA1 transfected HeLa cells.