

For Research Use Only

CYP11A1 Monoclonal antibody, PBS Only



Catalog Number: 67264-1-PBS

Featured Product

Basic Information

Catalog Number:

67264-1-PBS

Size:

1 mg/ml

Source:

Mouse

Isotype:

IgG1

Immunogen Catalog Number:

AG4353

GenBank Accession Number:

BC032329

GeneID (NCBI):

1583

UNIPROT ID:

P05108

Full Name:

cytochrome P450, family 11, subfamily A, polypeptide 1

Calculated MW:

521 aa, 60 kDa

Observed MW:

49-52 kDa

Purification Method:

Protein A purification

CloneNo.:

1C5D5

Applications

Tested Applications:

WB, Indirect ELISA, IHC

Species Specificity:

Human, Mouse, Rat

Background Information

Storage

Storage:

Store at -80°C.

The product is shipped with ice packs. Upon receipt, store it immediately at -80°C

Storage Buffer:

PBS Only

For technical support and original validation data for this product please contact:

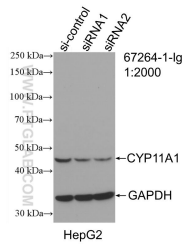
T: 4006900926

E: Proteintech-CN@ptglab.com

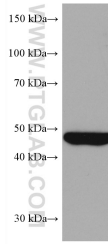
W: ptgcn.com

This product is exclusively available under Proteintech Group brand and is not available to purchase from any other manufacturer.

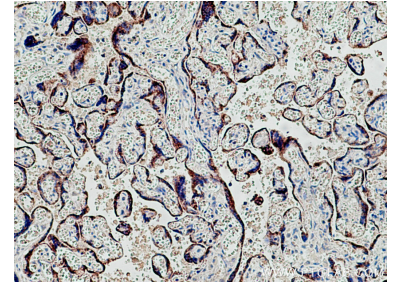
Selected Validation Data



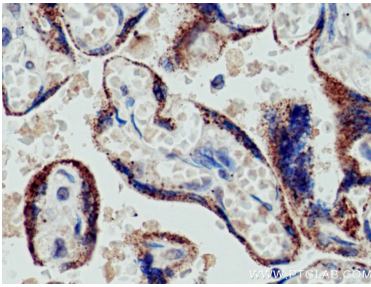
WB result of CYP11A1 antibody (67264-1-Ig; 1:2000; incubated at room temperature for 1.5 hours) with sh-Control and sh-CYP11A1 transfected HepG2 cells. This data was developed using the same antibody clone with 67264-1-PBS in a different storage buffer formulation.



human placenta tissue were subjected to SDS PAGE followed by western blot with 67264-1-Ig (CYP11A1 antibody) at dilution of 1:20000 incubated at room temperature for 1.5 hours. This data was developed using the same antibody clone with 67264-1-PBS in a different storage buffer formulation.



Immunohistochemical analysis of paraffin-embedded human placenta tissue slide using 67264-1-Ig (CYP11A1 antibody) at dilution of 1:1000 (under 10x lens). Heat mediated antigen retrieval with Tris-EDTA buffer (pH 9.0). This data was developed using the same antibody clone with 67264-1-PBS in a different storage buffer formulation.



Immunohistochemical analysis of paraffin-embedded human placenta tissue slide using 67264-1-Ig (CYP11A1 antibody) at dilution of 1:1000 (under 40x lens). Heat mediated antigen retrieval with Tris-EDTA buffer (pH 9.0). This data was developed using the same antibody clone with 67264-1-PBS in a different storage buffer formulation.