

For Research Use Only

KRAS-2A-specific Monoclonal antibody, PBS Only



Catalog Number: 67266-1-PBS

Basic Information

Catalog Number:

67266-1-PBS

Size:

1 mg/ml

Source:

Mouse

Isotype:

IgG2a

GenBank Accession Number:

NM_033360

GeneID (NCBI):

3845

UNIPROT ID:

P01116

Full Name:

v-Ki-ras2 Kirsten rat sarcoma viral oncogene homolog

Calculated MW:

21 kDa

Observed MW:

22 kDa

Purification Method:

Protein A purification

CloneNo.:

3C8F5

Applications

Tested Applications:

WB,IF,ELISA

Species Specificity:

Human, mouse, rat, pig

Background Information

Storage

Storage:

Store at -80°C.

Storage Buffer:

PBS only

For technical support and original validation data for this product please contact:

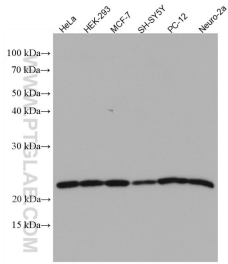
T: 4006900926

E: Proteintech-CN@ptglab.com

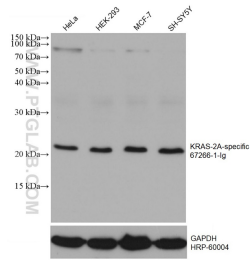
W: ptgcn.com

This product is exclusively available under Proteintech Group brand and is not available to purchase from any other manufacturer.

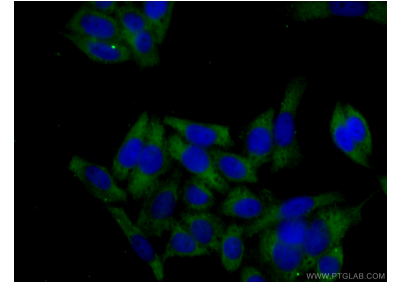
Selected Validation Data



Various lysates were subjected to SDS PAGE followed by western blot with 67266-1-Ig (KRAS-2A-specific antibody) at dilution of 1:3000 incubated at room temperature for 1.5 hours. This data was developed using the same antibody clone with 67266-1-PBS in a different storage buffer formulation.



Various lysates were subjected to SDS PAGE followed by western blot with 67266-1-Ig (KRAS-2A-specific antibody) at dilution of 1:3000 incubated at room temperature for 1.5 hours. The membrane was stripped and reblotted with HRP-conjugated GAPDH Monoclonal antibody (HRP-60004) as loading control. This data was developed using the same antibody clone with 67266-1-PBS in a different storage buffer formulation.



Immunofluorescent analysis of (-20°C Ethanol) fixed HeLa cells using 67266-1-Ig (KRAS-2A-specific antibody) at dilution of 1:100 and CoraLite488-Conjugated AffiniPure Goat Anti-Mouse IgG(H+L). This data was developed using the same antibody clone with 67266-1-PBS in a different storage buffer formulation.