

For Research Use Only

# AKR1B1 Monoclonal antibody, PBS Only



Catalog Number: 67498-1-PBS

Featured Product

## Basic Information

Catalog Number:

67498-1-PBS

Size:

1 mg/ml

Source:

Mouse

Isotype:

IgG1

Immunogen Catalog Number:

AG7571

GenBank Accession Number:

BC000260

GeneID (NCBI):

231

UNIPROT ID:

P15121

Full Name:

aldo-keto reductase family 1, member B1 (aldose reductase)

Calculated MW:

36 kDa

Observed MW:

34 kDa

Purification Method:

Protein G purification

CloneNo.:

2F11G5

## Applications

Tested Applications:

WB, Indirect ELISA

Species Specificity:

Human, Mouse

## Background Information

### Storage

Storage:

Store at -80°C.

Storage Buffer:

PBS Only

For technical support and original validation data for this product please contact:

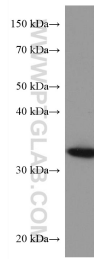
T: 4006900926

E: [Proteintech-CN@ptglab.com](mailto:Proteintech-CN@ptglab.com)

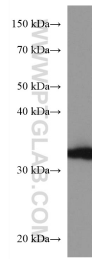
W: [ptgcn.com](http://ptgcn.com)

This product is exclusively available under Proteintech Group brand and is not available to purchase from any other manufacturer.

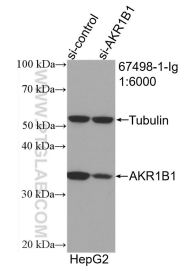
## Selected Validation Data



HeLa cells were subjected to SDS PAGE followed by western blot with 67498-1-Ig (AKR1B1 antibody) at dilution of 1:2500 incubated at room temperature for 1.5 hours. This data was developed using the same antibody clone with 67498-1-PBS in a different storage buffer formulation.



HEK-293 cells were subjected to SDS PAGE followed by western blot with 67498-1-Ig (AKR1B1 antibody) at dilution of 1:2500 incubated at room temperature for 1.5 hours. This data was developed using the same antibody clone with 67498-1-PBS in a different storage buffer formulation.



WB result of AKR1B1 antibody (67498-1-Ig; 1:6000; incubated at room temperature for 1.5 hours) with sh-Control and sh-AKR1B1 transfected HepG2 cells. This data was developed using the same antibody clone with 67498-1-PBS in a different storage buffer formulation.