

For Research Use Only

# DVL1 Monoclonal antibody, PBS Only



Catalog Number: 67672-1-PBS

## Basic Information

Catalog Number:

67672-1-PBS

Size:

1 mg/ml

Source:

Mouse

Isotype:

IgG1

Immunogen Catalog Number:

AG26083

GenBank Accession Number:

BC050454

GeneID (NCBI):

1855

UNIPROT ID:

O14640

Full Name:

dishevelled, dsh homolog 1  
(Drosophila)

Calculated MW:

75 kDa

Observed MW:

70-75 kDa

Purification Method:

Protein G purification

CloneNo.:

1A2A5

## Applications

Tested Applications:

WB, Indirect ELISA, IHC

Species Specificity:

Human, rat, mouse

## Background Information

DVL1 is one of three DVL homologous proteins (DVL1-3) widely expressed in embryonic development and in the adult central nervous system. Dishevelled proteins are a necessary component of the Wnt and planar cell polarity developmental signaling pathways. Overexpression of DVL1 has been linked to prostate and breast cancers through the Wnt signaling pathway. There are two isoforms of DVL1: 75 kDa and 73 kDa.

## Storage

Storage:

Store at -80°C.

Storage Buffer:

PBS Only

For technical support and original validation data for this product please contact:

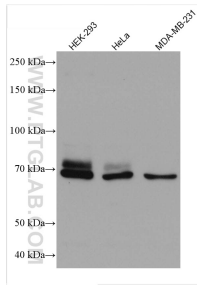
T: 4006900926

E: [Proteintech-CN@ptglab.com](mailto:Proteintech-CN@ptglab.com)

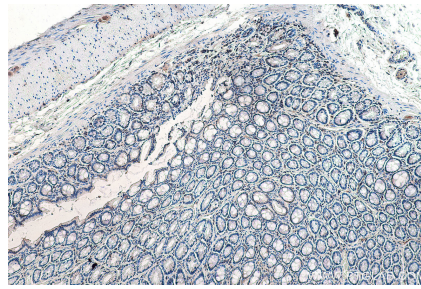
W: [ptgcn.com](http://ptgcn.com)

This product is exclusively available under Proteintech Group brand and is not available to purchase from any other manufacturer.

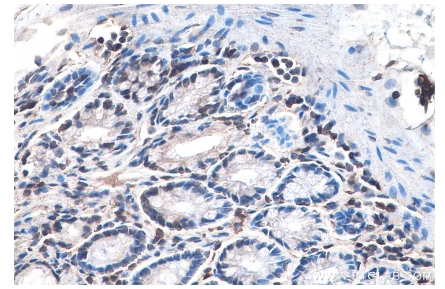
## Selected Validation Data



Various lysates were subjected to SDS PAGE followed by western blot with 67672-1-Ig (DVL1 antibody) at dilution of 1:4000 incubated at room temperature for 1.5 hours. This data was developed using the same antibody clone with 67672-1-PBS in a different storage buffer formulation.



Immunohistochemical analysis of paraffin-embedded rat colon tissue slide using 67672-1-Ig (DVL1 antibody) at dilution of 1:1000 (under 10x lens). Heat mediated antigen retrieval with Tris-EDTA buffer (pH 9.0). This data was developed using the same antibody clone with 67672-1-PBS in a different storage buffer formulation.



Immunohistochemical analysis of paraffin-embedded rat colon tissue slide using 67672-1-Ig (DVL1 antibody) at dilution of 1:1000 (under 40x lens). Heat mediated antigen retrieval with Tris-EDTA buffer (pH 9.0). This data was developed using the same antibody clone with 67672-1-PBS in a different storage buffer formulation.