

For Research Use Only

SLC6A12 Monoclonal antibody, PBS Only



Catalog Number: 67700-1-PBS

Basic Information

Catalog Number:

67700-1-PBS

Size:

1 mg/ml

Source:

Mouse

Isotype:

IgG2a

Immunogen Catalog Number:

AG18962

GenBank Accession Number:

BC126215

GeneID (NCBI):

6539

UNIPROT ID:

P48065

Full Name:

solute carrier family 6
(neurotransmitter transporter,
betaine/GABA), member 12

Calculated MW:

614 aa, 69 kDa

Observed MW:

70 kDa

Purification Method:

Protein A purification

CloneNo.:

2C1G4

Applications

Tested Applications:

WB, Indirect ELISA, IF

Species Specificity:

Human, Mouse, Rat

Background Information

Storage

Storage:

Store at -80°C.

The product is shipped with ice packs. Upon receipt, store it immediately at -80°C

Storage Buffer:

PBS Only

For technical support and original validation data for this product please contact:

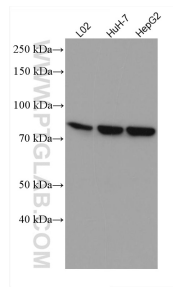
T: 4006900926

E: Proteintech-CN@ptglab.com

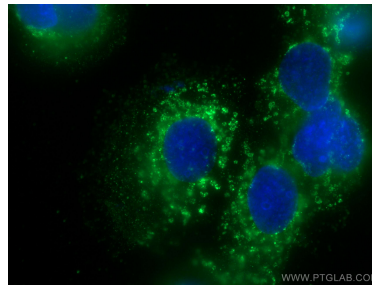
W: ptgcn.com

This product is exclusively available under Proteintech Group brand and is not available to purchase from any other manufacturer.

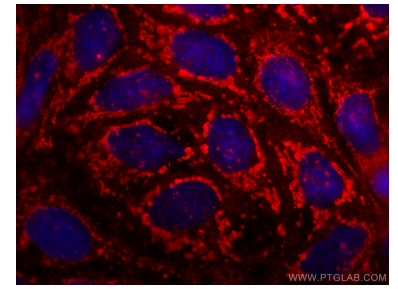
Selected Validation Data



Various lysates were subjected to SDS PAGE followed by western blot with 67700-1-Ig (SLC6A12 antibody) at dilution of 1:2000 incubated at room temperature for 1.5 hours. This data was developed using the same antibody clone with 67700-1-PBS in a different storage buffer formulation.



Immunofluorescent analysis of (-20°C Methanol) fixed Caco-2 cells using SLC6A12 antibody (67700-1-Ig, Clone: 2C1G4) at dilution of 1:400 and CoraLite®488-Conjugated AffiniPure Goat Anti-Mouse IgG(H+L). This data was developed using the same antibody clone with 67700-1-PBS in a different storage buffer formulation.



Immunofluorescent analysis of (-20°C Ethanol) fixed Caco-2 cells using SLC6A12 antibody (67700-1-Ig, Clone: 2C1G4) at dilution of 1:800 and CoraLite®594-Conjugated AffiniPure Goat Anti-Mouse IgG(H+L). This data was developed using the same antibody clone with 67700-1-PBS in a different storage buffer formulation.