

For Research Use Only

HNRNPK Monoclonal antibody, PBS Only



Catalog Number: 67708-1-PBS

Basic Information

Catalog Number:

67708-1-PBS

Size:

1 mg/ml

Source:

Mouse

Isotype:

IgM

Immunogen Catalog Number:

AG30093

GenBank Accession Number:

BC014980

GeneID (NCBI):

3190

UNIPROT ID:

P61978

Full Name:

heterogeneous nuclear
ribonucleoprotein K

Calculated MW:

463 aa, 51 kDa

Observed MW:

60 kDa

Purification Method:

Thiophilic affinity chromatograph

CloneNo.:

1A10C8

Applications

Tested Applications:

WB,IHC,ELISA

Species Specificity:

Human, mouse, rat

Background Information

HNRNPK belongs to the heterogeneous nuclear ribonucleoprotein family of 20 proteins that participate in a wide range of key cellular functions involving many of the pathways implicated, disrupted or dysregulated in tumor development and progression. It is also a conserved pre-mRNA-binding protein that is involved in multiple processes of gene expression, including chromatin remodeling, transcription, and mRNA splicing, translation, and stability

Storage

Storage:

Store at -80°C.

The product is shipped with ice packs. Upon receipt, store it immediately at -80°C

Storage Buffer:

PBS only

For technical support and original validation data for this product please contact:

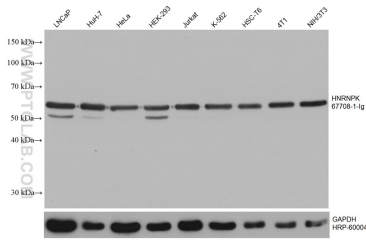
T: 4006900926

E: Proteintech-CN@ptglab.com

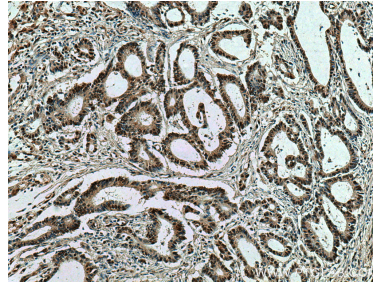
W: ptgcn.com

This product is exclusively available under Proteintech Group brand and is not available to purchase from any other manufacturer.

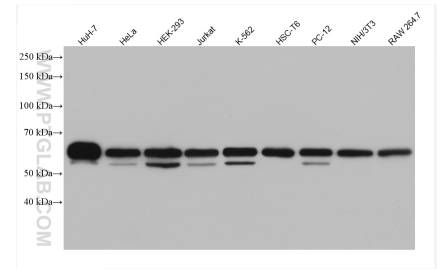
Selected Validation Data



Various lysates were subjected to SDS PAGE followed by western blot with 67708-1-Ig (HNRNPK antibody) at dilution of 1:30000 incubated at room temperature for 1.5 hours. The membrane was stripped and reblotted with HRP-conjugated GAPDH Monoclonal antibody (HRP-60004) as loading control. This data was developed using the same antibody clone with 67708-1-PBS in a different storage buffer formulation.



Immunohistochemical analysis of paraffin-embedded human colon cancer tissue slide using 67708-1-Ig (HNRNPK antibody) at dilution of 1:1000 (under 10x lens). Heat mediated antigen retrieval with Tris-EDTA buffer (pH 9.0). This data was developed using the same antibody clone with 67708-1-PBS in a different storage buffer formulation.



Various lysates were subjected to SDS PAGE followed by western blot with 67708-1-Ig (HNRNPK antibody) at dilution of 1:10000 incubated at room temperature for 1.5 hours. This data was developed using the same antibody clone with 67708-1-PBS in a different storage buffer formulation.