

For Research Use Only

ADA Monoclonal antibody

Catalog Number: 67870-1-Ig

Featured Product



Basic Information

Catalog Number:

67870-1-Ig

Size:

1000 µg/ml

Source:

Mouse

Isotype:

IgG2b

Immunogen Catalog Number:

AG31326

GenBank Accession Number:

BC040226

GeneID (NCBI):

100

UNIPROT ID:

P00813

Full Name:

adenosine deaminase

Calculated MW:

363 aa, 41 kDa

Observed MW:

41 kDa

Purification Method:

Protein A purification

CloneNo.:

2C4E9

Recommended Dilutions:

WB 1:5000-1:50000

Applications

Tested Applications:

FC, WB, ELISA

Species Specificity:

Human, rat, pig, rabbit, mouse

Positive Controls:

WB : Jurkat cells, LNCaP cells, HEK-293 cells, Sp2/O cells, rat spleen tissue, rabbit spleen tissue, MOLT-4 cells, pig spleen tissue

Background Information

Storage

Storage:

Store at -20°C. Stable for one year after shipment.

Storage Buffer:

PBS with 0.02% sodium azide and 50% glycerol pH 7.3.

Aliquoting is unnecessary for -20°C storage

For technical support and original validation data for this product please contact:

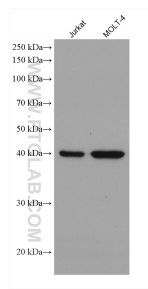
T: 4006900926

E: Proteintech-CN@ptglab.com

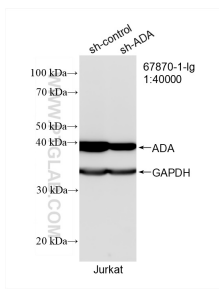
W: ptgcn.com

This product is exclusively available under Proteintech Group brand and is not available to purchase from any other manufacturer.

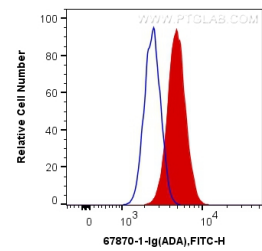
Selected Validation Data



Jurkat and MOLT-4 cells were subjected to SDS PAGE followed by western blot with 67870-1-Ig (ADA antibody) at dilution of 1:10000 incubated at room temperature for 1.5 hours.



WB result of ADA antibody (67870-1-Ig; 1:40000; incubated at room temperature for 1.5 hours) with sh-Control and sh-ADA transfected Jurkat cells.



1X10⁶ U2OS cells were intracellularly stained with 0.4 ug Anti-Human ADA (67870-1-Ig, Clone:2C4E9) and CoraLite® 488-Conjugated AffiniPure Goat Anti-Mouse IgG(H+L) at dilution 1:1000 (red), or 0.4 ug Control Antibody. Cells were fixed with 4% PFA and permeabilized with Flow Cytometry Perm Buffer (PF00011-C).