

For Research Use Only

HAX1 Monoclonal antibody, PBS Only



Catalog Number: 67883-2-PBS

Featured Product

Basic Information

Catalog Number:

67883-2-PBS

Size:

1 mg/ml

Source:

Mouse

Isotype:

IgG1

Immunogen Catalog Number:

AG27244

GenBank Accession Number:

BC014314

GeneID (NCBI):

10456

UNIPROT ID:

O00165

Full Name:

HCLS1 associated protein X-1

Calculated MW:

32 kDa

Observed MW:

32 kDa

Purification Method:

Protein G purification

CloneNo.:

2A12F11

Applications

Tested Applications:

WB, Indirect ELISA, IF

Species Specificity:

Human, mouse, rat

Background Information

Storage

Storage:

Store at -80°C.

Storage Buffer:

PBS Only

For technical support and original validation data for this product please contact:

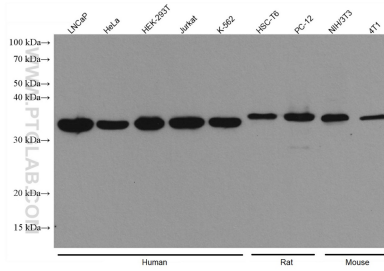
T: 4006900926

E: Proteintech-CN@ptglab.com

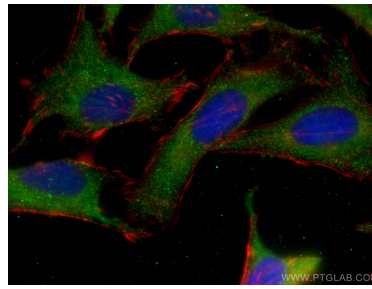
W: ptgcn.com

This product is exclusively available under Proteintech Group brand and is not available to purchase from any other manufacturer.

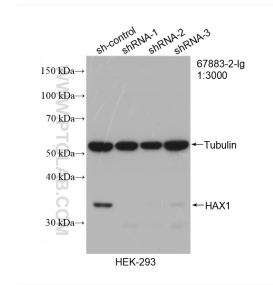
Selected Validation Data



Various lysates were subjected to SDS PAGE followed by western blot with 67883-2-Ig (HAX1 antibody) at dilution of 1:10000 incubated at room temperature for 1.5 hours. This data was developed using the same antibody clone with 67883-2-PBS in a different storage buffer formulation.



Immunofluorescent analysis of (-20°C Ethanol) fixed HeLa cells using HAX1 antibody (67883-2-Ig, Clone: 2A12F11) at dilution of 1:400 and CoraLite®488-Conjugated AffiniPure Goat Anti-Mouse IgG(H+L), CL594-Phalloidin (red). This data was developed using the same antibody clone with 67883-2-PBS in a different storage buffer formulation.



WB result of HAX1 antibody (67883-2-Ig; 1:3000; incubated at room temperature for 1.5 hours) with sh-Control and sh-HAX1 transfected HEK-293 cells. This data was developed using the same antibody clone with 67883-2-PBS in a different storage buffer formulation.