

For Research Use Only

CIB1 Monoclonal antibody, PBS Only

Catalog Number: 67901-1-PBS



Basic Information

Catalog Number:

67901-1-PBS

Size:

1 mg/ml

Source:

Mouse

Isotype:

IgG2b

Immunogen Catalog Number:

AG31174

GenBank Accession Number:

BC000846

GeneID (NCBI):

10519

UNIPROT ID:

Q99828

Full Name:

calcium and integrin binding 1
(calmyrin)

Calculated MW:

22 kDa

Observed MW:

22 kDa

Purification Method:

Protein A purification

CloneNo.:

1D2C12

Applications

Tested Applications:

WB, Indirect ELISA, IHC

Species Specificity:

Human, mouse, rat, bovine

Background Information

Storage

Storage:

Store at -80°C.

Storage Buffer:

PBS Only

For technical support and original validation data for this product please contact:

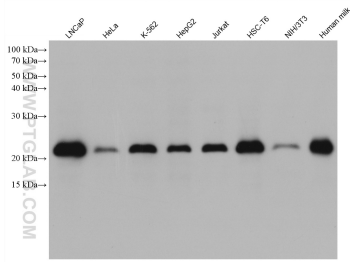
T: 4006900926

E: Proteintech-CN@ptglab.com

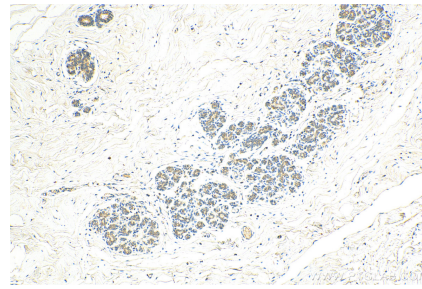
W: ptgcn.com

This product is exclusively available under Proteintech Group brand and is not available to purchase from any other manufacturer.

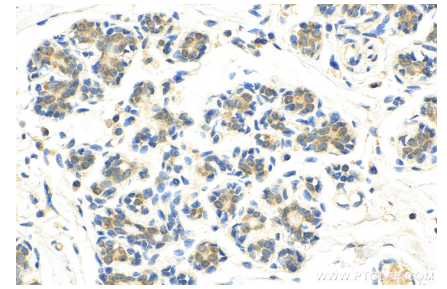
Selected Validation Data



Various lysates were subjected to SDS PAGE followed by western blot with 67901-1-Ig (CIB1 antibody) at dilution of 1:10000 incubated at room temperature for 1.5 hours. This data was developed using the same antibody clone with 67901-1-PBS in a different storage buffer formulation.



Immunohistochemical analysis of paraffin-embedded human breast cancer tissue slide using 67901-1-Ig (CIB1 antibody) at dilution of 1:1000 (under 10x lens). Heat mediated antigen retrieval with Tris-EDTA buffer (pH 9.0). This data was developed using the same antibody clone with 67901-1-PBS in a different storage buffer formulation.



Immunohistochemical analysis of paraffin-embedded human breast cancer tissue slide using 67901-1-Ig (CIB1 antibody) at dilution of 1:1000 (under 40x lens). Heat mediated antigen retrieval with Tris-EDTA buffer (pH 9.0). This data was developed using the same antibody clone with 67901-1-PBS in a different storage buffer formulation.