

For Research Use Only

ValRS Monoclonal antibody, PBS Only



Catalog Number: 67935-1-PBS

Basic Information

Catalog Number:

67935-1-PBS

Size:

1 mg/ml

Source:

Mouse

Isotype:

IgG2a

Immunogen Catalog Number:

AG9312

GenBank Accession Number:

BC012808

GeneID (NCBI):

7407

UNIPROT ID:

P26640

Full Name:

valyl-tRNA synthetase

Calculated MW:

1264 aa, 140 kDa

Observed MW:

140 kDa

Purification Method:

Protein A purification

CloneNo.:

1A2C3

Applications

Tested Applications:

WB, Indirect ELISA, IHC, IF

Species Specificity:

Human, mouse, rat

Background Information

Storage

Storage:

Store at -80°C.

The product is shipped with ice packs. Upon receipt, store it immediately at -80°C

Storage Buffer:

PBS Only

For technical support and original validation data for this product please contact:

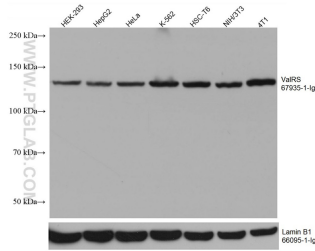
T: 4006900926

E: Proteintech-CN@ptglab.com

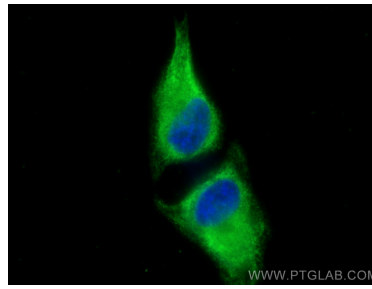
W: ptgcn.com

This product is exclusively available under Proteintech Group brand and is not available to purchase from any other manufacturer.

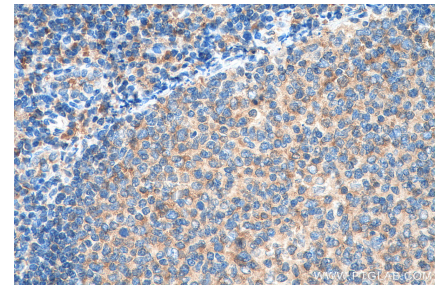
Selected Validation Data



Various lysates were subjected to SDS PAGE followed by western blot with 67935-1-Ig (ValRS antibody) at dilution of 1:20000 incubated at room temperature for 1.5 hours. The membrane was stripped and reblotted with Lamin B1 Monoclonal antibody (66095-1-Ig) as loading control. This data was developed using the same antibody clone with 67935-1-PBS in a different storage buffer formulation.



Immunofluorescent analysis of (-20°C Methanol) fixed HeLa cells using ValRS antibody (67935-1-Ig, Clone: 1A2C3) at dilution of 1:800 and CoraLite®488-Conjugated AffiniPure Goat Anti-Mouse IgG(H+L). This data was developed using the same antibody clone with 67935-1-PBS in a different storage buffer formulation.



Immunohistochemical analysis of paraffin-embedded human tonsillitis tissue slide using 67935-1-Ig (ValRS antibody) at dilution of 1:500 (under 40x lens). Heat mediated antigen retrieval with Tris-EDTA buffer (pH 9.0). This data was developed using the same antibody clone with 67935-1-PBS in a different storage buffer formulation.