

For Research Use Only

TMEM120A Monoclonal antibody, PBS Only



Catalog Number: 68229-1-PBS

Featured Product

Basic Information

Catalog Number:

68229-1-PBS

Size:

1 mg/ml

Source:

Mouse

Isotype:

IgG1

Immunogen Catalog Number:

AG10849

GenBank Accession Number:

BC029487

GeneID (NCBI):

83862

UNIPROT ID:

Q9BXJ8

Full Name:

transmembrane protein 120A

Calculated MW:

322 aa, 36 kDa, 41 kDa

Observed MW:

35 kDa

Purification Method:

Protein G purification

CloneNo.:

1F2F6

Applications

Tested Applications:

WB, Indirect ELISA

Species Specificity:

Human, mouse, pig

Background Information

TMEM120A is a transmembrane protein. The function of TMEM120A has not been widely studied, and is yet to be fully elucidated.

Storage

Storage:

Store at -80°C.

The product is shipped with ice packs. Upon receipt, store it immediately at -80°C

Storage Buffer:

PBS Only

For technical support and original validation data for this product please contact:

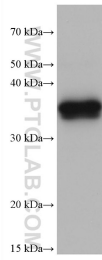
T: 4006900926

E: Proteintech-CN@ptglab.com

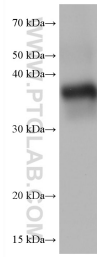
W: ptgcn.com

This product is exclusively available under Proteintech Group brand and is not available to purchase from any other manufacturer.

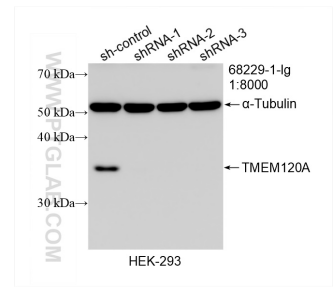
Selected Validation Data



pig liver tissue were subjected to SDS PAGE followed by western blot with 68229-1-Ig (TMEM120A antibody) at dilution of 1:5000 incubated at room temperature for 1.5 hours. This data was developed using the same antibody clone with 68229-1-PBS in a different storage buffer formulation.



mouse liver tissue were subjected to SDS PAGE followed by western blot with 68229-1-Ig (TMEM120A antibody) at dilution of 1:5000 incubated at room temperature for 1.5 hours. This data was developed using the same antibody clone with 68229-1-PBS in a different storage buffer formulation.



WB result of TMEM120A antibody (68229-1-Ig; 1:8000; incubated at room temperature for 1.5 hours) with sh-Control and sh-TMEM120A transfected HEK-293 cells. This data was developed using the same antibody clone with 68229-1-PBS in a different storage buffer formulation.