

For Research Use Only

ACTRT3/ARPM1 Monoclonal antibody, PBS Only



Catalog Number: 68372-1-PBS

Basic Information

Catalog Number: 68372-1-PBS	GenBank Accession Number: BC007289	Purification Method: Protein G purification
Size: 1 mg/ml	GeneID (NCBI): 84517	CloneNo.: 3B2B10
Source: Mouse	UNIPROT ID: Q9BYD9	
Isotype: IgG1	Full Name: actin related protein M1	
Immunogen Catalog Number: AG33162	Calculated MW: 41 kDa	
	Observed MW: 41 kDa	

Applications

Tested Applications:
WB, Indirect ELISA, IHC

Species Specificity:
Human, rat, rabbit

Background Information

Storage

Storage:
Store at -80°C.
The product is shipped with ice packs. Upon receipt, store it immediately at -80°C

Storage Buffer:
PBS Only

For technical support and original validation data for this product please contact:

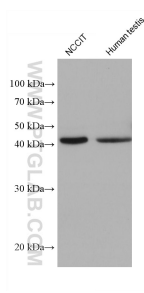
T: 4006900926

E: Proteintech-CN@ptglab.com

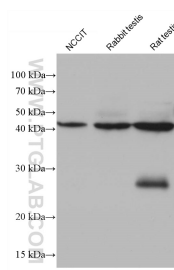
W: ptgcn.com

This product is exclusively available under Proteintech Group brand and is not available to purchase from any other manufacturer.

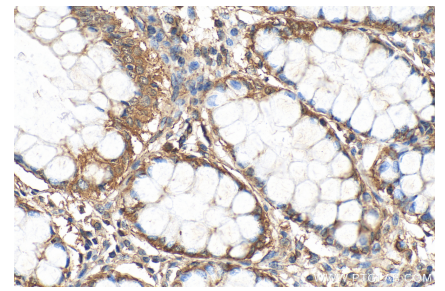
Selected Validation Data



Various lysates were subjected to SDS PAGE followed by western blot with 68372-1-Ig (ARPM1 antibody) at dilution of 1:10000 incubated at room temperature for 1.5 hours. This data was developed using the same antibody clone with 68372-1-PBS in a different storage buffer formulation.



Various lysates were subjected to SDS PAGE followed by western blot with 68372-1-Ig (ARPM1 antibody) at dilution of 1:10000 incubated at room temperature for 1.5 hours. This data was developed using the same antibody clone with 68372-1-PBS in a different storage buffer formulation.



Immunohistochemical analysis of paraffin-embedded human colon tissue slide using 68372-1-Ig (ARPM1 antibody) at dilution of 1:1000 (under 40x lens). Heat mediated antigen retrieval with Tris-EDTA buffer (pH 9.0). This data was developed using the same antibody clone with 68372-1-PBS in a different storage buffer formulation.