

For Research Use Only

HIP1R Monoclonal antibody, PBS Only



Catalog Number: 68403-1-PBS

Basic Information

Catalog Number:

68403-1-PBS

Size:

1mg/ml

Source:

Mouse

Isotype:

IgG2a

Immunogen Catalog Number:

AG10657

GenBank Accession Number:

BC067085

GeneID (NCBI):

9026

UNIPROT ID:

O75146

Full Name:

huntingtin interacting protein 1 related

Calculated MW:

615 aa, 70 kDa, 120 kDa

Observed MW:

120 kDa

Purification Method:

Protein A purification

CloneNo.:

2F10D10

Applications

Tested Applications:

WB, IF, Indirect ELISA

Species Specificity:

Human, mouse, rat

Background Information

Storage

Storage:

Store at -80°C.

Storage Buffer:

PBS Only

For technical support and original validation data for this product please contact:


T: 4006900926

E: Proteintech-CN@ptglab.com


W: ptgcn.com

This product is exclusively available under Proteintech Group brand and is not available to purchase from any other manufacturer.

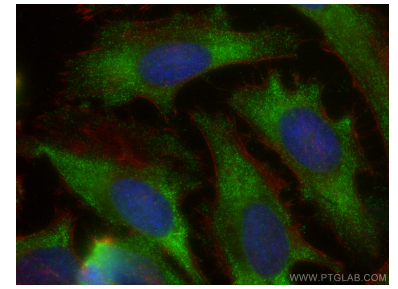
Selected Validation Data



Various lysates were subjected to SDS PAGE followed by western blot with 68403-1-Ig (HIP1R antibody) at dilution of 1:10000 incubated at room temperature for 1.5 hours. This data was developed using the same antibody clone with 68403-1-PBS in a different storage buffer formulation.



4T1 cells were subjected to SDS PAGE followed by western blot with 68403-1-Ig (HIP1R antibody) at dilution of 1:10000 incubated at room temperature for 1.5 hours. This data was developed using the same antibody clone with 68403-1-PBS in a different storage buffer formulation.



Immunofluorescent analysis of (-20°C Ethanol) fixed HeLa cells using HIP1R antibody (68403-1-Ig, Clone: 2F10D10) at dilution of 1:2000 and Coralite®488-Conjugated AffiniPure Goat Anti-Mouse IgG(H+L), CL594-Phalloidin (red). This data was developed using the same antibody clone with 68403-1-PBS in a different storage buffer formulation.