

For Research Use Only

AEG-1 Monoclonal antibody, PBS Only (Capture)

Catalog Number: 68592-2-PBS



Basic Information

Catalog Number: 68592-2-PBS	GenBank Accession Number: BC045642	Purification Method: Protein G Magarose purification
Size: 1 mg/ml	GeneID (NCBI): 92140	CloneNo.: 1A8G2
Source: Mouse	UNIPROT ID: Q86UE4	
Isotype: IgG1	Full Name: metadherin	
Immunogen Catalog Number: AG5033	Calculated MW: 582 aa, 64 kDa	

Applications

Tested Applications:
Cytometric bead array, Indirect ELISA

Species Specificity:
human

Background Information

Storage

Storage:
Store at -80°C.
The product is shipped with ice packs. Upon receipt, store it immediately at -80°C

Storage Buffer:
PBS Only

For technical support and original validation data for this product please contact:

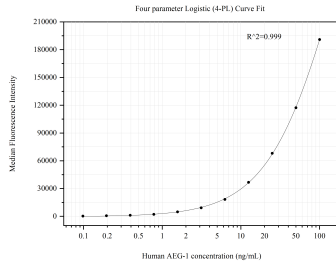
T: 4006900926

E: Proteintech-CN@ptglab.com

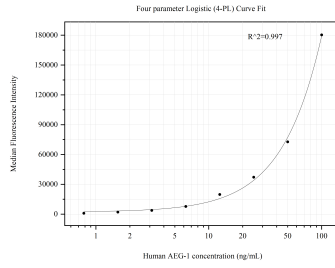
W: ptgcn.com

This product is exclusively available under Proteintech Group brand and is not available to purchase from any other manufacturer.

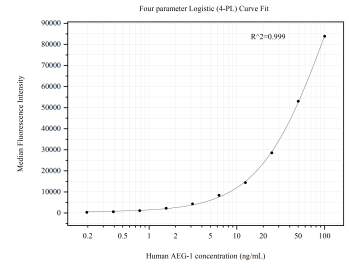
Selected Validation Data



Cytometric bead array standard curve of MP50732-1, AEG-1 Monoclonal Matched Antibody Pair, PBS Only. Capture antibody: 68592-2-PBS. Detection antibody: 68592-3-PBS. Standard: Ag5033. Range: 0.098-100 ng/mL.



Cytometric bead array standard curve of MP50732-2, AEG-1 Monoclonal Matched Antibody Pair, PBS Only. Capture antibody: 68592-2-PBS. Detection antibody: 68592-4-PBS. Standard: Ag5033. Range: 0.781-100 ng/mL.



Cytometric bead array standard curve of MP50732-3, AEG-1 Monoclonal Matched Antibody Pair, PBS Only. Capture antibody: 68592-2-PBS. Detection antibody: 68592-5-PBS. Standard: Ag5033. Range: 0.195-100 ng/mL.