

BCL2 Recombinant antibody

Catalog Number: 80313-1-RR

Basic Information

Catalog Number: 80313-1-RR	GenBank Accession Number: BC027258	Purification Method: Protein A purification
Size: 500 µg/ml	GeneID (NCBI): 596	CloneNo.: 305
Source: Rabbit	UNIPROT ID: P10415	Recommended Dilutions: WB 1:5000-1:50000 IHC 1:2500-1:10000
Isotype: IgG	Full Name: B-cell CLL/lymphoma 2	
Immunogen Catalog Number: AG3508	Calculated MW: 26 kDa Observed MW: 26 kDa	

Applications

Tested Applications: IHC, WB, ELISA	Positive Controls:
Species Specificity: Human	WB : Jurkat cells, Raji cells, THP-1 cells, HL-60 cells, U-937 cells
Note-IHC: suggested antigen retrieval with TE buffer pH 9.0; (*) Alternatively, antigen retrieval may be performed with citrate buffer pH 6.0	IHC : human tonsillitis tissue,

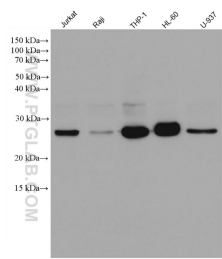
Background Information

BCL2 belongs to the Bcl-2 family. It suppresses apoptosis in a variety of cell systems including factor-dependent lymphohematopoietic and neural cells. BCL2 regulates cell death by controlling the mitochondrial membrane permeability (PMID: 10365962). It appears to function in a feedback loop system with caspases. BCL2 inhibits caspase activity either by preventing the release of cytochrome c from the mitochondria and/or by binding to the apoptosis-activating factor (APAF-1) (PMID: 10444588).


Storage

Storage:
Store at -20°C. Stable for one year after shipment.
Storage Buffer:
PBS with 0.02% sodium azide and 50% glycerol pH 7.3.
Aliquoting is unnecessary for -20°C storage

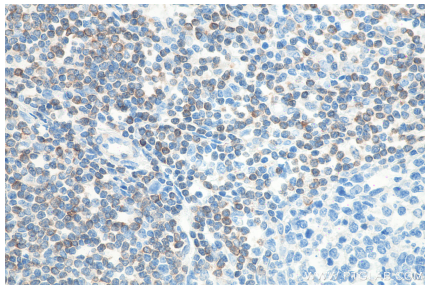
Selected Validation Data



Various lysates were subjected to SDS PAGE followed by western blot with 80313-1-RR (BCL2 antibody) at dilution of 1:20000 incubated at room temperature for 1.5 hours.



Immunohistochemical analysis of paraffin-embedded human tonsillitis tissue slide using 80313-1-RR (BCL2 antibody) at dilution of 1:5000 (under 10x lens). Heat mediated antigen retrieval with Tris-EDTA buffer (pH 9.0).



Immunohistochemical analysis of paraffin-embedded human tonsillitis tissue slide using 80313-1-RR (BCL2 antibody) at dilution of 1:5000 (under 40x lens). Heat mediated antigen retrieval with Tris-EDTA buffer (pH 9.0).