

For Research Use Only

# E-cadherin Recombinant antibody, PBS Only



Catalog Number: 80541-7-PBS

## Basic Information

Catalog Number:

80541-7-PBS

Size:

1 mg/ml

Source:

Rabbit

Isotype:

IgG

Immunogen Catalog Number:

AG14973

GenBank Accession Number:

BC141838

GeneID (NCBI):

999

UNIPROT ID:

P12830

Full Name:

cadherin 1, type 1, E-cadherin  
(epithelial)

Calculated MW:

882 aa, 97 kDa

Purification Method:

Protein A purification

CloneNo.:

240159A1

## Applications

Tested Applications:

WB, IF, ELISA

Species Specificity:

Human

## Background Information

### Storage

Storage:

Store at -80°C.

Storage Buffer:

PBS Only

For technical support and original validation data for this product please contact:


T: 4006900926

E: [Proteintech-CN@ptglab.com](mailto:Proteintech-CN@ptglab.com)

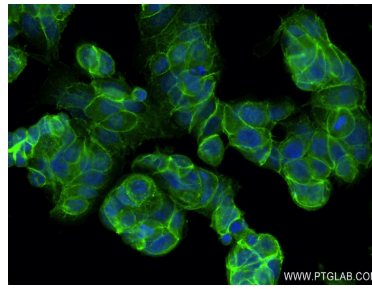
W: [ptgcn.com](http://ptgcn.com)

This product is exclusively available under Proteintech Group brand and is not available to purchase from any other manufacturer.

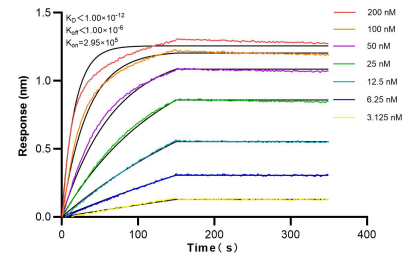
## Selected Validation Data



Various lysates were subjected to SDS PAGE followed by western blot with 80541-7-RR (E-cadherin antibody) at dilution of 1:4000 incubated at room temperature for 1.5 hours. This data was developed using the same antibody clone with 80541-7-PBS in a different storage buffer formulation.



Immunofluorescent analysis of (4% PFA) fixed MCF-7 cells using E-cadherin antibody (80541-7-RR, Clone: 240159A1 ) at dilution of 1:160 and CoraLite®488-Conjugated AffiniPure Goat Anti-Rabbit IgG(H+L) (SA00013-2). This data was developed using the same antibody clone with 80541-7-PBS in a different storage buffer formulation.



Biacore kinetic assays of 80541-7-RR against Human E-cadherin were performed. The affinity constant is below 1 pM.