

For Research Use Only

DNMT3A Recombinant antibody, PBS Only

Catalog Number: 81474-5-PBS



Basic Information

Catalog Number: 81474-5-PBS	GenBank Accession Number: BC043617	Purification Method: Protein A purification
Size: 1 mg/ml	GeneID (NCBI): 1788	CloneNo.: 242257E1
Source: Rabbit	UNIPROT ID: Q9Y6K1	
Isotype: IgG	Full Name: DNA (cytosine-5-)-methyltransferase 3 alpha	
Immunogen Catalog Number: AG15111	Calculated MW: 912 aa, 102 kDa	
	Observed MW: 130 kDa	

Applications

Tested Applications:
WB, Indirect ELISA

Species Specificity:
human, mouse, rat

Background Information

DNA methylation in vertebrate animals is an epigenetic modification that is important for embryonic development, imprinting, and the inactivation of X chromosomes. DNA methylation is catalyzed by a family of DNA methyltransferases (DNMTs) that include the maintenance enzyme DNMT1 and de novo methyltransferases DNMT3a and DNMT3b. The overexpression of DNMT1, DNMT3a, and DNMT3b has been reported in various malignancies, including gastric, urothelial, and lung cancers, and may be related to tumorigenesis, tumor progression, and poor survival. Two isoforms of DNMT3a exist: the full-length DNMT3a, and the shorter form DNMT3a2 which lacks the N-terminal fragment. DNMT3a is expressed ubiquitously at low levels, while DNMT3a2 is specially expressed at high levels in embryonic stem cells and shows restricted expression in tissues known to undergo de novo methylation including testis and ovary. This antibody was raised against the N-terminal region of human DNMT3a. It is expected to detect the 120-130 kDa DNMT3a but not 72-100 kDa DNMT3a2.

Storage

Storage:
Store at -80°C.
The product is shipped with ice packs. Upon receipt, store it immediately at -80°C

Storage Buffer:
PBS Only

For technical support and original validation data for this product please contact:

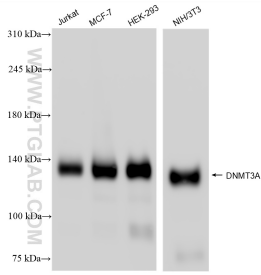
T: 4006900926

E: Proteintech-CN@ptglab.com

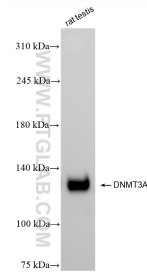
W: ptgcn.com

This product is exclusively available under Proteintech Group brand and is not available to purchase from any other manufacturer.

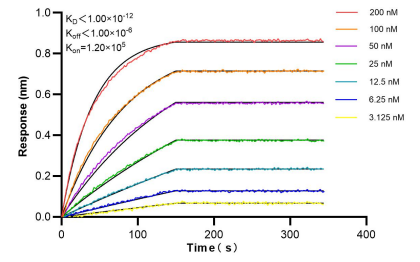
Selected Validation Data



Various lysates were subjected to SDS PAGE followed by western blot with 81474-5-RR (DNMT3A antibody) at dilution of 1:5000 incubated at room temperature for 1.5 hours. This data was developed using the same antibody clone with 81474-5-PBS in a different storage buffer formulation.



rat testis tissue were subjected to SDS PAGE followed by western blot with 81474-5-RR (DNMT3A antibody) at dilution of 1:5000 incubated at room temperature for 1.5 hours. This data was developed using the same antibody clone with 81474-5-PBS in a different storage buffer formulation.



Bi-layer interferometry (BLI) kinetic assays of 81474-5-RR against Human DNMT3A were performed. The affinity constant is below 1 pM.