

For Research Use Only

SIRT5 Recombinant antibody

Catalog Number: 82246-1-RR



Basic Information

Catalog Number:

82246-1-RR

Size:

1000 µg/ml

Source:

Rabbit

Isotype:

IgG

Immunogen Catalog Number:

AG7195

GenBank Accession Number:

BC000126

GeneID (NCBI):

23408

UNIPROT ID:

Q9NXA8

Full Name:

sirtuin (silent mating type
information regulation 2 homolog) 5
(*S. cerevisiae*)

Calculated MW:

34 kDa

Observed MW:

32-33 kDa

Purification Method:

Protein A purification

CloneNo.:

7L20

Recommended Dilutions:

WB 1:2000-1:10000

IF 1:600-1:2400

Applications

Tested Applications:

WB, IF/ICC, ELISA

Species Specificity:

Human, mouse

Positive Controls:

WB : A549 cells, HepG2 cells, Jurkat cells, HCT 116
cells, RAW 264.7 cells

IF : HeLa cells,

Background Information

SIRT5, a member of sirtuin family that is a mitochondrial matrix NAD(+)-dependent deacetylase and mono-ADP-ribosyltransferases. Sirtuins play important role in various cellular processes, such as aging, gene silencing and metabolism. SIRT5 mainly locates in cytoplasm. It is an efficient protein lysine desuccinylase and demalonylase. During prolonged fasting, it can activate CPS1, the committed and regulated enzyme of the urea cycle, and this contributes to the regulation of blood ammonia levels.

Storage

Storage:

Store at -20°C. Stable for one year after shipment.

Storage Buffer:

PBS with 0.02% sodium azide and 50% glycerol pH 7.3.

Aliquoting is unnecessary for -20°C storage

For technical support and original validation data for this product please contact:

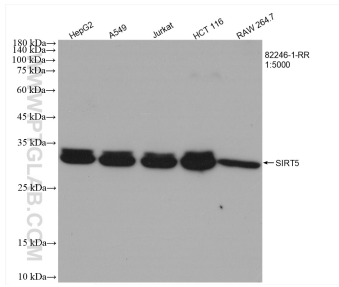
T: 4006900926

E: Proteintech-CN@ptglab.com

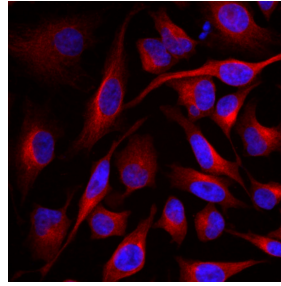
W: ptgcn.com

This product is exclusively available under Proteintech Group brand and is not available to purchase from any other manufacturer.

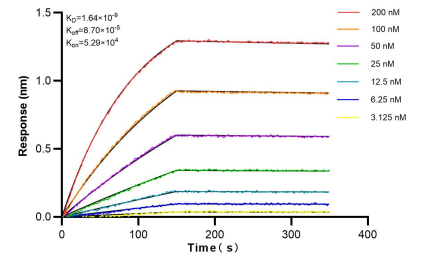
Selected Validation Data



Various lysates were subjected to SDS PAGE followed by western blot with 82246-1-RR (SIRT5 antibody) at dilution of 1:5000 incubated at room temperature for 1.5 hours.



Immunofluorescent analysis of (4% PFA) fixed HeLa cells using SIRT5 antibody (82246-1-RR, Clone: 7L20) at dilution of 1:1200 and Multi-rAb CoraLite® Plus 594-Goat Anti-Rabbit Recombinant Secondary Antibody (H+L) (RGAR004).



Biacore BLI kinetic assays of 82246-1-RR against Human SIRT5 were performed. The affinity constant is 1.64 nM.