

For Research Use Only

Albumin Recombinant antibody

Catalog Number: 82783-6-RR



Basic Information

Catalog Number: 82783-6-RR	GenBank Accession Number: BC034023	Purification Method: Protein A purification
Size: 1000 µg/ml	GeneID (NCBI): 213	CloneNo.: 4K1
Source: Rabbit	UNIPROT ID: P02768	Recommended Dilutions: WB 1:20000-1:100000 IF 1:50-1:500
Isotype: IgG	Full Name: albumin	
Immunogen Catalog Number: AG9569	Calculated MW: 609 aa, 69 kDa	
	Observed MW: 66 kDa	

Applications

Tested Applications: WB, IF-P, ELISA	Positive Controls:
Species Specificity: Human, mouse, rat	WB : human plasma, HepG2 cells IF : mouse liver tissue,

Background Information

Albumin is the most abundant protein in blood plasma. Alterations of level of serum albumin are linked to variety of diseases. Albumin is expressed exclusively by well-differentiated hepatocytes, thus anti-albumin has been used to mark hepatocytes. (21388516, 23832071)

Storage

Storage:
Store at -20°C. Stable for one year after shipment.
Storage Buffer:
PBS with 0.02% sodium azide and 50% glycerol pH 7.3.
Aliquoting is unnecessary for -20°C storage

For technical support and original validation data for this product please contact:

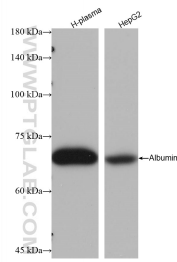
T: 4006900926

E: Proteintech-CN@ptglab.com

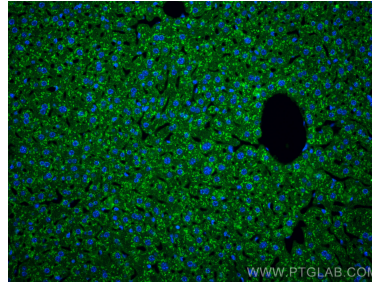
W: ptgcn.com

This product is exclusively available under Proteintech Group brand and is not available to purchase from any other manufacturer.

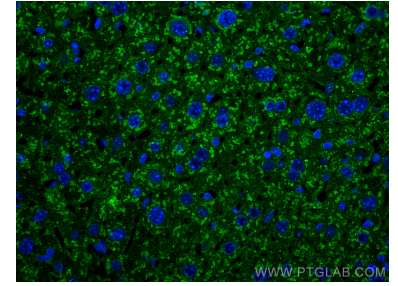
Selected Validation Data



Various lysates were subjected to SDS PAGE followed by western blot with 82783-6-RR (Albumin antibody) at dilution of 1:20000 incubated at room temperature for 1.5 hours.



Immunofluorescent analysis of (4% PFA) fixed paraffin-embedded mouse liver tissue using Albumin antibody (82783-6-RR, Clone: 4K1) at dilution of 1:200 and CoraLite®488-Conjugated AffiniPure Goat Anti-Rabbit IgG(H+L) (SA00013-2). Heat mediated antigen retrieval with Tris-EDTA buffer (pH 9.0).



Immunofluorescent analysis of (4% PFA) fixed paraffin-embedded mouse liver tissue using Albumin antibody (82783-6-RR, Clone: 4K1) at dilution of 1:200 and CoraLite®488-Conjugated AffiniPure Goat Anti-Rabbit IgG(H+L) (SA00013-2). Heat mediated antigen retrieval with Tris-EDTA buffer (pH 9.0).