

For Research Use Only

# Acetyl-Histone H3 (Lys23) Recombinant antibody

Catalog Number: 82838-2-RR



## Basic Information

Catalog Number:

82838-2-RR

Size:

1000 µg/ml

Source:

Rabbit

Isotype:

IgG

GenBank Accession Number:

BC066245

GeneID (NCBI):

8350

UNIPROT ID:

P68431

Full Name:

histone cluster 1, H3a

Purification Method:

Protein A purification

CloneNo.:

241137E4

Recommended Dilutions:

IHC 1:200-1:800

IF/ICC 1:200-1:800

## Applications

Tested Applications:

IHC, IF/ICC, Dot Blot, ELISA

Species Specificity:

human

**Note-IHC: suggested antigen retrieval with TE buffer pH 9.0; (\*) Alternatively, antigen retrieval may be performed with citrate buffer pH 6.0**

Positive Controls:

IHC : mouse testis tissue,

IF/ICC : HeLa cells,

## Background Information

### Storage

Storage:

Store at -20°C. Stable for one year after shipment.

Storage Buffer:

PBS with 0.02% sodium azide and 50% glycerol pH 7.3.

Aliquoting is unnecessary for -20°C storage

For technical support and original validation data for this product please contact:

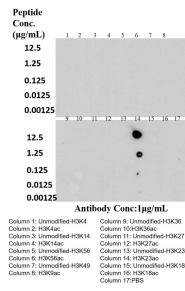
T: 4006900926

E: Proteintech-CN@ptglab.com

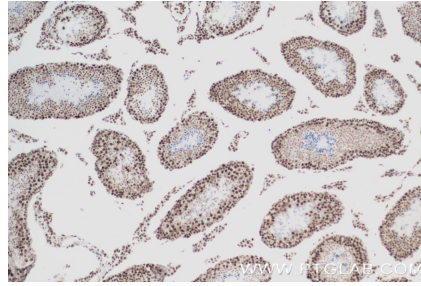
W: ptgcn.com

This product is exclusively available under Proteintech Group brand and is not available to purchase from any other manufacturer.

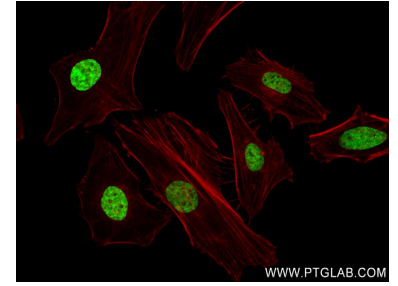
## Selected Validation Data



Dot blot analysis was used to confirm the specificity of Acetyl-Histone H3 (Lys23) antibody. Acetylated peptides were spotted onto NC and probed with antibody at 1 µg/ml. The amount of peptide (µg/mL) spotted is indicated next to each row.



Immunohistochemical analysis of paraffin-embedded mouse testis tissue slide using 82838-2-RR (HIST1H3A antibody) at dilution of 1:400 (under 10x lens).



Immunofluorescent analysis of (4% PFA) fixed HeLa cells using Acetyl-Histone H3 (Lys23) antibody (82838-2-RR, Clone: 241137E4) at dilution of 1:400 and CoraLite@488-Conjugated Goat Anti-Rabbit IgG(H+L) (SA00013-2), CL594-Phalloidin (red).