

For Research Use Only

CD147 Recombinant antibody, PBS Only (Capture/Detector)



Catalog Number: 82909-4-PBS

Basic Information

Catalog Number:

82909-4-PBS

Size:

1mg/ml

Source:

Rabbit

Isotype:

IgG

GenBank Accession Number:

BC009040

GeneID (NCBI):

682

UNIPROT ID:

P35613

Full Name:

basigin (Ok blood group)

Calculated MW:

385 aa, 42 kDa

Purification Method:

Protein A purification

CloneNo.:

230046D12

Applications

Tested Applications:

Sandwich ELISA, Indirect ELISA, Cytometric bead array

Species Specificity:

Human

Background Information

Storage

Storage:

Store at -80°C.

Storage Buffer:

100% PBS pH 7.3

For technical support and original validation data for this product please contact:

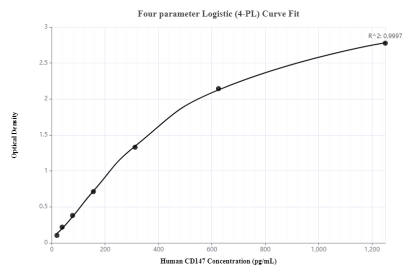
T: 4006900926

E: Proteintech-CN@ptglab.com

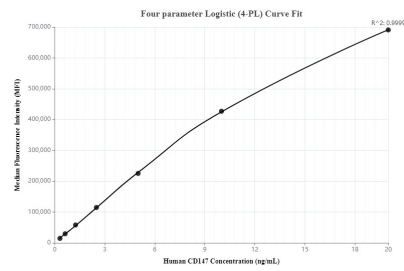
W: ptgcn.com

This product is exclusively available under Proteintech Group brand and is not available to purchase from any other manufacturer.

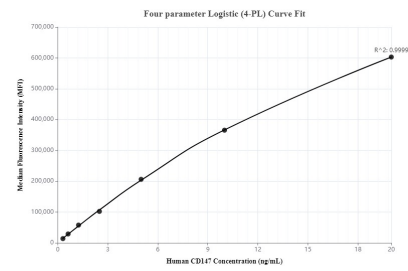
Selected Validation Data



Sandwich ELISA standard curve ofMP00004-1, CD147 Recombinant Matched Antibody Pair, PBS Only. Capture antibody: 82909-6-PBS. Detection antibody: 82909-4-PBS. Standard: Eg0436. Range: 20-1250 pg/mL



Cytometric bead array standard curve ofMP00004-1, CD147 Recombinant Matched Antibody Pair, PBS Only. Capture antibody: 82909-6-PBS. Detection antibody: 82909-4-PBS. Standard: Eg0436. Range: 0.625-20 ng/mL



Cytometric bead array standard curve ofMP00004-3, CD147 Recombinant Matched Antibody Pair, PBS Only. Capture antibody: 82909-4-PBS. Detection antibody: 82909-2-PBS. Standard: Eg0436. Range: 0.625-20 ng/mL