

For Research Use Only

PAK7 Recombinant antibody, PBS Only (Capture/Detector)



Catalog Number: 82935-2-PBS

Basic Information

Catalog Number: 82935-2-PBS	GenBank Accession Number: BC024179	Purification Method: Protein A purification
Size: 1mg/ml	GeneID (NCBI): 57144	CloneNo.: 230201A2
Source: Rabbit	UNIPROT ID: Q9P286	
Isotype: IgG	Full Name: p21 protein (Cdc42/Rac)-activated kinase 7	
Immunogen Catalog Number: AG29190	Calculated MW: 719 aa, 81 kDa	

Applications

Tested Applications:
Indirect ELISA, Cytometric bead array

Species Specificity:
Human

Background Information

Storage

Storage:
Store at -80°C.

Storage Buffer:
100% PBS pH 7.3

For technical support and original validation data for this product please contact:

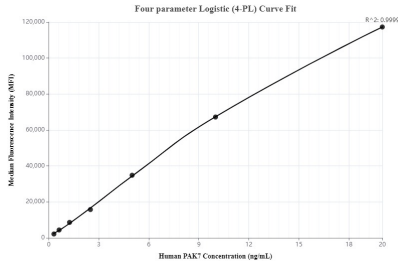
T: 4006900926

E: Proteintech-CN@ptglab.com

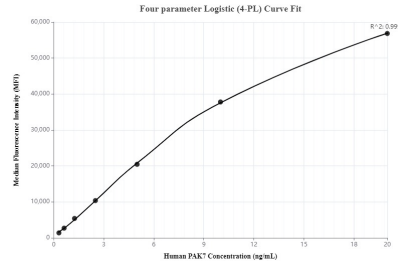
W: ptgcn.com

This product is exclusively available under Proteintech Group brand and is not available to purchase from any other manufacturer.

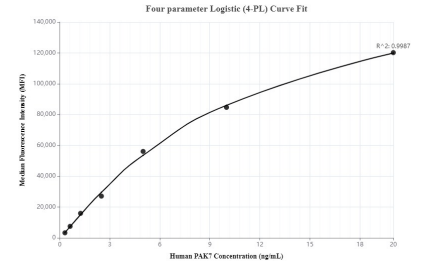
Selected Validation Data



Cytometric bead array standard curve of MP00086-1, PAK7 Recombinant Matched Antibody Pair, PBS Only. Capture antibody: 82935-2-PBS. Detection antibody: 82935-4-PBS. Standard: Ag29190. Range: 0.313-20 ng/mL



Cytometric bead array standard curve of MP00086-2, PAK7 Recombinant Matched Antibody Pair, PBS Only. Capture antibody: 82935-2-PBS. Detection antibody: 82935-5-PBS. Standard: Ag29190. Range: 0.313-20 ng/mL



Cytometric bead array standard curve of MP00086-3, PAK7 Recombinant Matched Antibody Pair, PBS Only. Capture antibody: 82935-2-PBS. Detection antibody: 82935-3-PBS. Standard: Ag29190. Range: 0.313-20 ng/mL