

For Research Use Only

PI4KA Recombinant antibody, PBS Only



Catalog Number: 82938-1-PBS

Basic Information

Catalog Number:

82938-1-PBS

Size:

1mg/ml

Source:

Rabbit

Isotype:

IgG

Immunogen Catalog Number:

AG3062

GenBank Accession Number:

BC018120

GeneID (NCBI):

5297

UNIPROT ID:

P42356

Full Name:

phosphatidylinositol 4-kinase,

catalytic, alpha

Calculated MW:

2044 aa, 231 kDa

Observed MW:

231 kDa

Purification Method:

Protein A purification

CloneNo.:

230057G2

Applications

Tested Applications:

WB, IF, Indirect ELISA

Species Specificity:

Human, mouse, rat

Background Information

PI4KA, also named as PIK4, PIK4CA, belongs to the PI3/PI4-kinase family and Type III PI4K subfamily. It acts on phosphatidylinositol (PtdIns) in the first committed step in the production of the second messenger inositol-1,4,5-trisphosphate. PI4KA plays a role in the formation of membrane complexes where HCV replication takes place. (PMID:19605471).

Storage

Storage:

Store at -80°C.

Storage Buffer:

PBS Only

For technical support and original validation data for this product please contact:

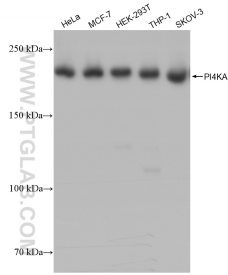
T: 4006900926

E: Proteintech-CN@ptglab.com

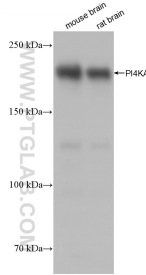
W: ptgcn.com

This product is exclusively available under Proteintech Group brand and is not available to purchase from any other manufacturer.

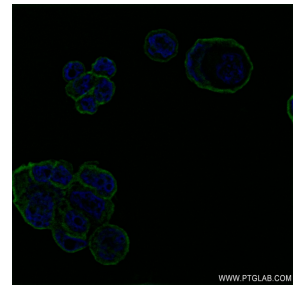
Selected Validation Data



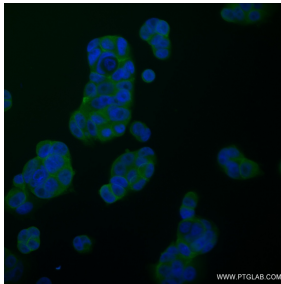
Various lysates were subjected to SDS PAGE followed by western blot with 82938-1-RR (PI4KA antibody) at dilution of 1:20000 incubated at room temperature for 1.5 hours. This data was developed using the same antibody clone with 82938-1-PBS in a different storage buffer formulation.



Various lysates were subjected to SDS PAGE followed by western blot with 82938-1-RR (PI4KA antibody) at dilution of 1:20000 incubated at room temperature for 1.5 hours. This data was developed using the same antibody clone with 82938-1-PBS in a different storage buffer formulation.



Immunofluorescent analysis of (4% PFA) fixed MCF-7 cells using PI4KA antibody (82938-1-RR, Clone: 230057G2) at dilution of 1:200 and CoraLite®488-Conjugated AffiniPure Goat Anti-Rabbit IgG(H+L) (SA00013-2). This data was developed using the same antibody clone with 82938-1-PBS in a different storage buffer formulation.



Immunofluorescent analysis of (4% PFA) fixed MCF-7 cells using PI4KA antibody (82938-1-RR, Clone: 230057G2) at dilution of 1:200 and CoraLite®488-Conjugated AffiniPure Goat Anti-Rabbit IgG(H+L) (SA00013-2). This data was developed using the same antibody clone with 82938-1-PBS in a different storage buffer formulation.