

For Research Use Only

IFT140 Recombinant antibody, PBS Only



Catalog Number: 82947-7-PBS

Basic Information

| | | |
|---|--|---|
| Catalog Number: 82947-7-PBS | GenBank Accession Number: BC035577 | Purification Method: Protein A purification |
| Size: 1 mg/ml | GeneID (NCBI): 9742 | CloneNo.: 230231D5 |
| Source: Rabbit | UNIPROT ID: Q96RY7 | |
| Isotype: IgG | Full Name: intraflagellar transport 140 homolog (Chlamydomonas) | |
| Immunogen Catalog Number: AG11119 | Calculated MW: 1462 aa, 165 kDa | |

Applications

Tested Applications:
WB, IF, ELISA

Species Specificity:
Human

Background Information

Storage

Storage:
Store at -80°C.

Storage Buffer:
PBS Only

For technical support and original validation data for this product please contact:

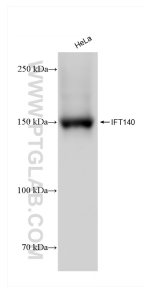
T: 4006900926

E: Proteintech-CN@ptglab.com

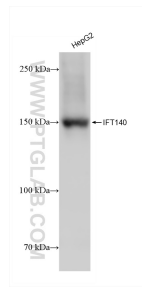
W: ptgcn.com

This product is exclusively available under Proteintech Group brand and is not available to purchase from any other manufacturer.

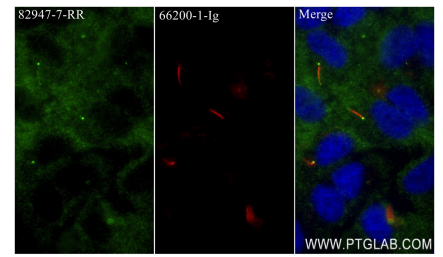
Selected Validation Data



HeLa cells were subjected to SDS PAGE followed by western blot with 82947-7-RR (IFT140 antibody) at dilution of 1:10000 incubated at room temperature for 1.5 hours. This data was developed using the same antibody clone with 82947-7-PBS in a different storage buffer formulation.



HepG2 cells were subjected to SDS PAGE followed by western blot with 82947-7-RR (IFT140 antibody) at dilution of 1:10000 incubated at room temperature for 1.5 hours. This data was developed using the same antibody clone with 82947-7-PBS in a different storage buffer formulation.



Immunofluorescent analysis of (4% PFA) fixed Starvation treated hTERT-RPE1 cells using IFT140 antibody (82947-7-RR, Clone: 230231D5) at dilution of 1:400 and CoraLite®488-Conjugated AffiniPure Goat Anti-Rabbit IgG(H+L) (SA00013-2), Acetyl-Tubulin (Lys40) antibody (66200-1-Ig, Clone: 7E5H8, red). This data was developed using the same antibody clone with 82947-7-PBS in a different storage buffer formulation.