

For Research Use Only

SHBG Recombinant antibody, PBS Only (Detector)



Catalog Number:83096-1-PBS

Basic Information

Catalog Number:

83096-1-PBS

Size:

1mg/ml

Source:

Rabbit

Isotype:

IgG

GenBank Accession Number:

BC101785

GeneID (NCBI):

6462

UNIPROT ID:

P04278

Full Name:

sex hormone-binding globulin

Calculated MW:

402 aa, 44 kDa

Purification Method:

Protein A purification

CloneNo.:

230356F10

Applications

Tested Applications:

WB, Indirect ELISA, Cytometric bead array

Species Specificity:

Human

Background Information

Storage

Storage:

Store at -80°C.

Storage Buffer:

PBS Only

For technical support and original validation data for this product please contact:

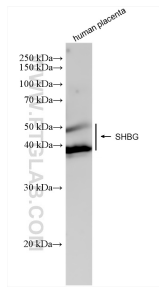
T: 4006900926

E: Proteintech-CN@ptglab.com

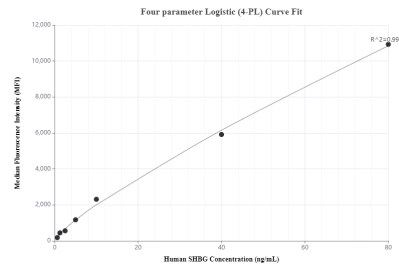
W: ptgcn.com

This product is exclusively available under Proteintech Group brand and is not available to purchase from any other manufacturer.

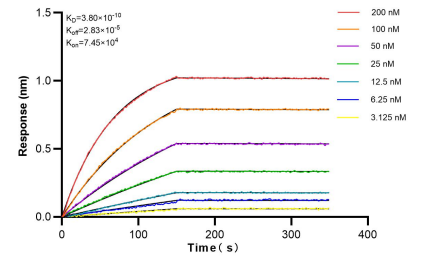
Selected Validation Data



human placenta tissue were subjected to SDS PAGE followed by western blot with 83096-1-RR (SHBG antibody) at dilution of 1:1000 incubated at room temperature for 1.5 hours. This data was developed using the same antibody clone with 83096-1-PBS in a different storage buffer formulation.



Cytometric bead array standard curve of MP80006-1, SHBG Hybrid Matched Antibody Pair, PBS Only. Capture antibody: 68835-1-PBS. Detection antibody: 83096-1-PBS. Standard: Eg0369. Range: 0.625-80 ng/mL.



Bi-layer interferometry (BLI) kinetic assays of 83096-1-RR against Human SHBG were performed. The affinity constant is 0.38 nM.