

For Research Use Only

JUND Recombinant antibody

Catalog Number: 83134-6-RR



Basic Information

Catalog Number:

83134-6-RR

Size:

1000 μ g/ml

Source:

Rabbit

Isotype:

IgG

GenBank Accession Number:

NM_005354

GeneID (NCBI):

3727

UNIPROT ID:

P17535

Full Name:

jun D proto-oncogene

Calculated MW:

35 kDa

Observed MW:

35-45 kDa

Purification Method:

Protein A purification

CloneNo.:

230457A4

Recommended Dilutions:

WB 1:1000-1:6000

IF/ICC 1:125-1:500

Applications

Tested Applications:

WB, IF/ICC, ELISA, FC (Intra)

Species Specificity:

Human

Positive Controls:

WB : HeLa cells, HEK-293 cells, HepG2 cells, Jurkat cells

IF/ICC : HeLa cells,

Background Information

Storage

Storage:

Store at -20°C. Stable for one year after shipment.

Storage Buffer:

PBS with 0.02% sodium azide and 50% glycerol pH 7.3.

Aliquoting is unnecessary for -20°C storage

For technical support and original validation data for this product please contact:

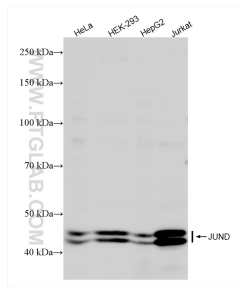
T: 4006900926

E: Proteintech-CN@ptglab.com

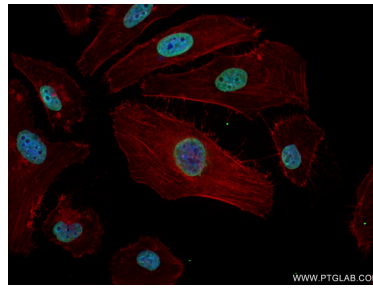
W: ptgcn.com

This product is exclusively available under Proteintech Group brand and is not available to purchase from any other manufacturer.

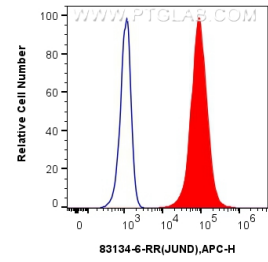
Selected Validation Data



HeLa cells were subjected to SDS PAGE followed by western blot with 83134-6-RR (JUND antibody) at dilution of 1:3000 incubated at room temperature for 1.5 hours.



Immunofluorescent analysis of (4% PFA) fixed HeLa cells using JUND antibody (83134-6-RR, Clone: 230457A4) at dilution of 1:250 and CoraLite®488-Conjugated AffiniPure Goat Anti-Mouse IgG(H+L) (SA00013-1), CL594-Phalloidin (red).



1×10^6 A431 cells were intracellularly stained with 0.25 ug JUND Recombinant antibody (83134-6-RR, Clone:230457A4) and APC-Conjugated AffiniPure Goat Anti-Rabbit IgG(H+L)(red), or 0.25 ug Rabbit IgG control Rabbit PolyAb (30000-0-AP) (blue). Cells were fixed and permeabilized with True-Nuclear Transcription Factor Buffer Set.