

For Research Use Only

TFAP4 Recombinant antibody

Catalog Number: 83196-4-RR



Basic Information

Catalog Number:

83196-4-RR

Size:

1000 µg/ml

Source:

Rabbit

Isotype:

IgG

Immunogen Catalog Number:

AG2633

GenBank Accession Number:

BC010576

GeneID (NCBI):

7023

UNIPROT ID:

Q01664

Full Name:

transcription factor AP-4 (activating enhancer binding protein 4)

Calculated MW:

338 aa, 39 kDa

Observed MW:

39-42 kDa

Purification Method:

Protein A purification

CloneNo.:

240031D5

Recommended Dilutions:

WB 1:5000-1:50000

IF/ICC 1:200-1:800

Applications

Tested Applications:

WB, IF/ICC, ELISA

Species Specificity:

Human

Positive Controls:

WB : HeLa cells, Jurkat cells, A549 cells, NCI-H1299 cells

IF/ICC : HeLa cells,

Background Information

Storage

Storage:

Store at -20°C. Stable for one year after shipment.

Storage Buffer:

PBS with 0.02% sodium azide and 50% glycerol pH 7.3.

Aliquoting is unnecessary for -20°C storage

For technical support and original validation data for this product please contact:


T: 4006900926

E: Proteintech-CN@ptglab.com

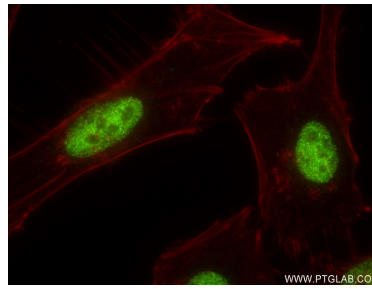
W: ptgcn.com

This product is exclusively available under Proteintech Group brand and is not available to purchase from any other manufacturer.

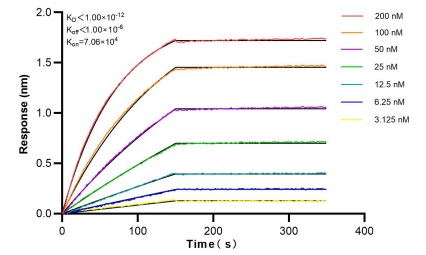
Selected Validation Data



Various lysates were subjected to SDS PAGE followed by western blot with 83196-4-RR (TFAP4 antibody) at dilution of 1:10000 incubated at room temperature for 1.5 hours.



Immunofluorescent analysis of (4% PFA) fixed HeLa cells using TFAP4 antibody (83196-4-RR, Clone: 240031D5) at dilution of 1:400 and CoraLite®488-Conjugated AffiniPure Goat Anti-Rabbit IgG(H+L) (SA00013-2), CL594-Phalloidin (red).



Biolayer interferometry (BLI) kinetic assays of 83196-4-RR against Human TFAP4 were performed. The affinity constant is below 1 pM.