

For Research Use Only

nectin 4 Recombinant antibody, PBS Only (Capture)

Catalog Number:83223-1-PBS



Basic Information

Catalog Number: 83223-1-PBS	GenBank Accession Number: BC010423	Purification Method: Protein A purification
Size: 1 mg/ml	GeneID (NCBI): 81607	CloneNo.: 240009E4
Source: Rabbit	UNIPROT ID: Q96NY8	Affinity: $K_D = 8.49 \times 10^{-10}$
Isotype: IgG	Full Name: poliovirus receptor-related 4	$K_{off} = 2.20 \times 10^{-4}$
	Calculated MW: 510 aa, 55 kDa	$K_{on} = 2.59 \times 10^5$

Applications

Tested Applications:
Cytometric bead array, Sandwich ELISA, Indirect ELISA, Sample test

Species Specificity:
human

Background Information

Nectin-4, also known as PVRL4, is a type-I transmembrane glycoprotein that belongs to the nectin subfamily of immunoglobulin-like adhesion molecules that participate in Ca(2+)-independent cell-cell adhesion (PMID: 18703497). The extracellular domain of Nectin-4, which contains three immunoglobulin-like domains (V and two C2-type domains, VCC), can be proteolytically cleaved to release a soluble form. Nectin-4 interacts with afadin via its carboxyl-terminal cytoplasmic sequence and trans-interacts with nectin-1/PRR1 through V domain interaction (PMID: 11544254). It acts as a receptor for measles virus (PMID: 22048310). Nectin-4 is overexpressed in multiple human malignancies and the aberrant expression is correlated with cancer progression and poor prognostic (PMID: 35131876). Nectin-4 can be detected as a soluble form of 43 kDa and a transmembrane form of 66 kDa (PMID: 15784625).

Storage

Storage:
Store at -80°C.
The product is shipped with ice packs. Upon receipt, store it immediately at -80°C

Storage Buffer:
PBS Only

For technical support and original validation data for this product please contact:

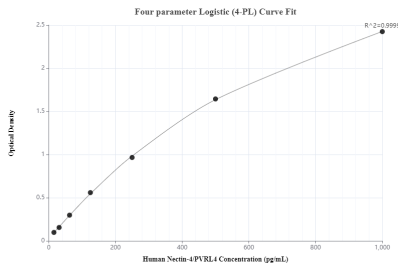
T: 4006900926

E: Proteintech-CN@ptglab.com

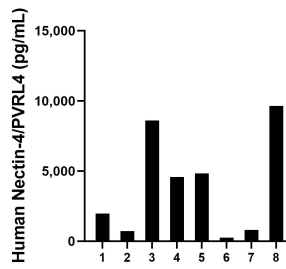
W: ptgcn.com

This product is exclusively available under Proteintech Group brand and is not available to purchase from any other manufacturer.

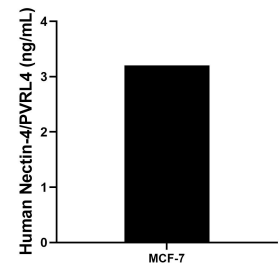
Selected Validation Data



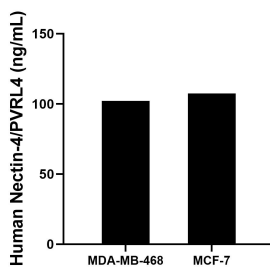
Sandwich ELISA standard curve of MP00147-4, Human Nectin-4/PVRL4 Recombinant Matched Antibody Pair - PBS only. 83223-1-PBS was coated to a plate as the capture antibody and incubated with serial dilutions of standard Eg0415. 83223-7-PBS was HRP conjugated as the detection antibody. Range: 15.6-1000 pg/ml.



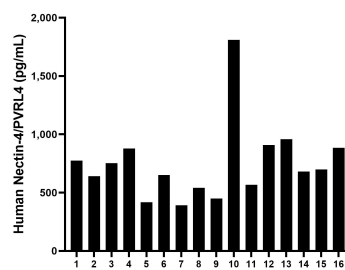
Urine of eight individual healthy human donors was measured. The Nectin-4/PVRL4 concentration of detected samples was determined to be 3,920.62 pg/mL with a range of 249.12 - 9,633.39 pg/mL.



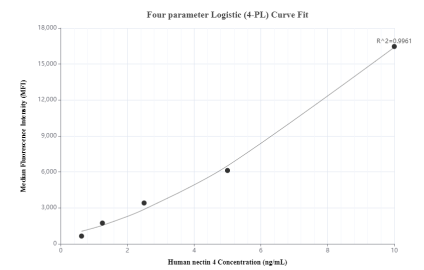
MCF-7 human breast cancer cells (5×10^6 cells/mL) were cultured in DMEM and 10% fetal bovine serum, 4 mM L-glutamine, 4500 mg/L glucose, 100 U/mL penicillin, and 100 μ g/mL streptomycin sulfate. 1×10^6 cells/mL were lysated by RIPA buffer, and the supernate was assayed and measured 3.2 ng/mL.



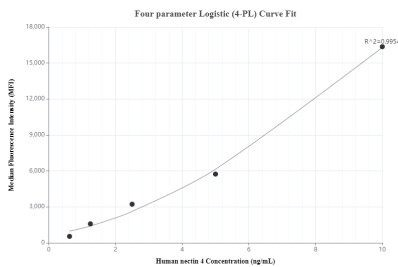
The mean Nectin-4/PVRL4 concentration was determined to be 102.1 ng/mL in MDA-MB-468 cell extract based on a 3.1 mg/mL extract load and 107.4 ng/mL in MCF-7 cell extract based on a 4.2 mg/mL extract load.



Serum of sixteen individual healthy human donors was measured. The Nectin-4/PVRL4 concentration of detected samples was determined to be 750.17 pg/mL with a range of 392.48 - 1,810.23 pg/mL.



Cytometric bead array standard curve of MP00147-1, nectin 4 Recombinant Matched Antibody Pair - PBS only. Capture antibody: 83223-1-PBS. Detection antibody: 83223-4-PBS. Standard: Eg0415. Range: 0.625-10 ng/mL.



Cytometric bead array standard curve of MP00147-2, nectin 4 Recombinant Matched Antibody Pair - PBS only. Capture antibody: 83223-1-PBS. Detection antibody: 83223-3-PBS. Standard: Eg0415. Range: 0.625-10 ng/mL.