

For Research Use Only

TDO2 Recombinant antibody, PBS Only (Capture)



Catalog Number: 83236-2-PBS

Basic Information

Catalog Number: 83236-2-PBS	GenBank Accession Number: BC005355	Purification Method: Protein A purification
Size: 1mg/ml	GeneID (NCBI): 6999	CloneNo.: 240068C2
Source: Rabbit	UNIPROT ID: P48775	
Isotype: IgG	Full Name: tryptophan 2,3-dioxygenase	
Immunogen Catalog Number: AG8531	Calculated MW: 406 aa, 48 kDa	

Applications

Tested Applications:
WB, Indirect ELISA, Cytometric bead array

Species Specificity:
Human

Background Information

Storage

Storage:
Store at -80°C.

Storage Buffer:
PBS Only

For technical support and original validation data for this product please contact:

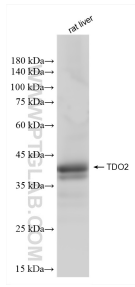
T: 4006900926

E: Proteintech-CN@ptglab.com

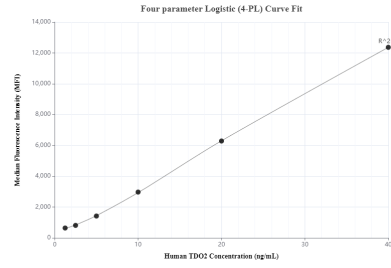
W: ptgcn.com

This product is exclusively available under Proteintech Group brand and is not available to purchase from any other manufacturer.

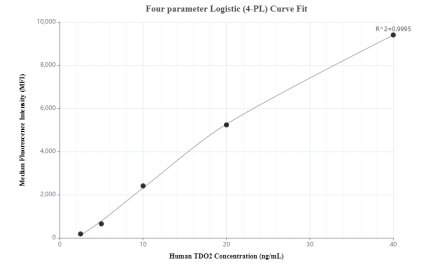
Selected Validation Data



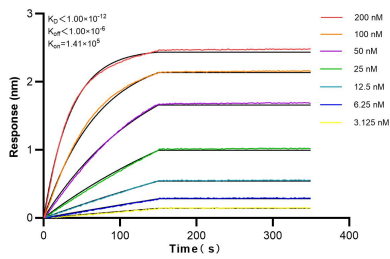
rat liver tissue were subjected to SDS PAGE followed by western blot with 83236-2-RR (TDO2 antibody) at dilution of 1:10000 incubated at room temperature for 1.5 hours. This data was developed using the same antibody clone with 83236-2-PBS in a different storage buffer formulation.



Cytometric bead array standard curve of MP00219-1, TDO2 Recombinant Matched Antibody Pair, PBS Only. Capture antibody: 83236-2-PBS. Detection antibody: 83236-1-PBS. Standard: Ag8531. Range: 1.25-40 ng/mL



Cytometric bead array standard curve of MP00219-2, TDO2 Recombinant Matched Antibody Pair, PBS Only. Capture antibody: 83236-2-PBS. Detection antibody: 83236-3-PBS. Standard: Ag8531. Range: 1.25-40 ng/mL



Biolayer interferometry (BLI) kinetic assays of 83236-2-RR against Human TDO2 were performed. The affinity constant is below 1 pM.