

For Research Use Only

KCNJ15 Recombinant antibody, PBS Only (Capture)



Catalog Number: 83257-1-PBS

Basic Information

Catalog Number:

83257-1-PBS

Size:

1mg/ml

Source:

Rabbit

Isotype:

IgG

Immunogen Catalog Number:

AG34655

GenBank Accession Number:

BC013327

GeneID (NCBI):

3772

UNIPROT ID:

Q99712

Full Name:

potassium inwardly-rectifying channel, subfamily J, member 15

Calculated MW:

375 aa, 43 kDa

Purification Method:

Protein A purification

CloneNo.:

240141A6

Applications

Tested Applications:

Indirect ELISA, Cytometric bead array

Species Specificity:

Human

Background Information

Storage

Storage:

Store at -80°C.

Storage Buffer:

PBS Only

For technical support and original validation data for this product please contact:

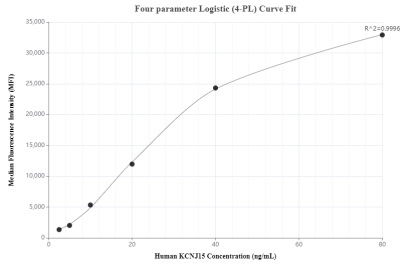
T: 4006900926

E: Proteintech-CN@ptglab.com

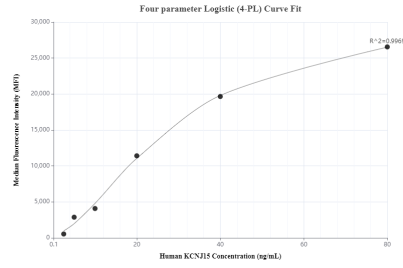
W: ptgcn.com

This product is exclusively available under Proteintech Group brand and is not available to purchase from any other manufacturer.

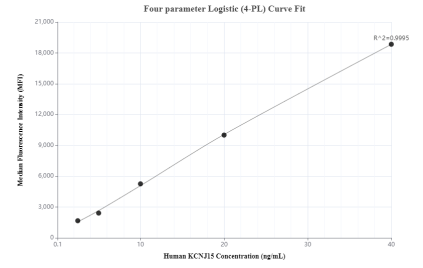
Selected Validation Data



Cytometric bead array standard curve of MP00164-1, KCNJ15 Recombinant Matched Antibody Pair, PBS Only. Capture antibody: 83257-1-PBS. Detection antibody: 83257-4-PBS. Standard: Ag34655. Range: 2.5-80 ng/mL



Cytometric bead array standard curve of MP00164-2, KCNJ15 Recombinant Matched Antibody Pair, PBS Only. Capture antibody: 83257-1-PBS. Detection antibody: 83257-2-PBS. Standard: Ag34655. Range: 2.5-80 ng/mL



Cytometric bead array standard curve of MP00164-3, KCNJ15 Recombinant Matched Antibody Pair, PBS Only. Capture antibody: 83257-1-PBS. Detection antibody: 83257-3-PBS. Standard: Ag34655. Range: 2.5-40 ng/mL