

For Research Use Only

DGAT2 Recombinant antibody, PBS Only (Capture)



Catalog Number: 83262-2-PBS

Basic Information

Catalog Number: 83262-2-PBS	GenBank Accession Number: BC015234	Purification Method: Protein A purification
Size: 1mg/ml	GeneID (NCBI): 84649	CloneNo.: 240171C6
Source: Rabbit	UNIPROT ID: Q96PD7	
Isotype: IgG	Full Name: diacylglycerol O-acyltransferase homolog 2 (mouse)	
Immunogen Catalog Number: AG10719	Calculated MW: 388 aa, 44 kDa	

Applications

Tested Applications:
Cytometric bead array, Indirect ELISA, IF/ICC

Species Specificity:
human

Background Information

Storage

Storage:
Store at -80°C.
The product is shipped with ice packs. Upon receipt, store it immediately at -80°C

Storage Buffer:
PBS Only

For technical support and original validation data for this product please contact:

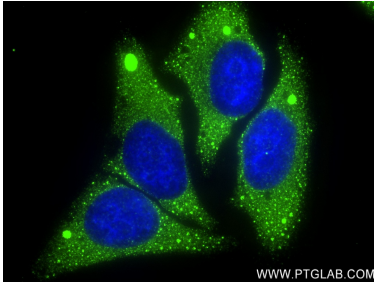
T: 4006900926

E: Proteintech-CN@ptglab.com

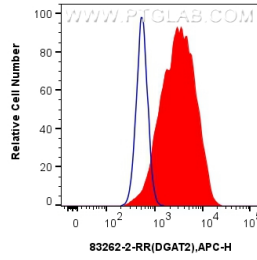
W: ptgcn.com

This product is exclusively available under Proteintech Group brand and is not available to purchase from any other manufacturer.

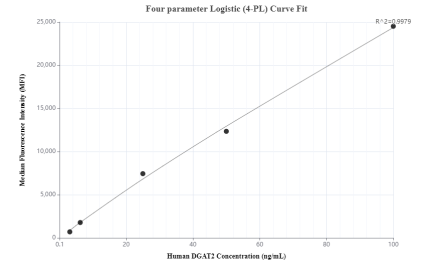
Selected Validation Data



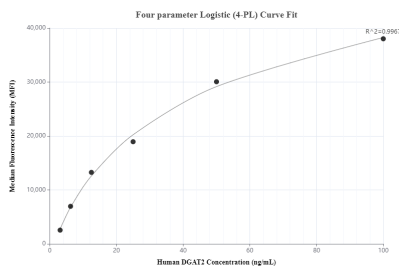
Immunofluorescent analysis of (-20°C Ethanol) fixed HepG2 cells using DGAT2 antibody (83262-2-RR, Clone: 240171C6) at dilution of 1:150 and CoraLite®488-Conjugated AffiniPure Goat Anti-Rabbit IgG(H+L) (SA00013-2). This data was developed using the same antibody clone with 83262-2-PBS in a different storage buffer formulation.



1×10^6 HeLa cells were intracellularly stained with 0.25 μ g Dgat2 Recombinant Antibody (83262-2-RR, Clone:240171C6) and APC-Conjugated AffiniPure Goat Anti-Rabbit IgG(H+L)(red), or 0.25 μ g Isotype Control (blue). Cells were fixed with 4% PFA and permeabilized with Flow Cytometry Perm Buffer (PF00011-C). This data was developed using the same antibody clone with 83262-2-PBS in a different storage buffer formulation.



Cytometric bead array standard curve of mP00252-1, DGAT2 Recombinant Matched Antibody Pair, PBS Only. Capture antibody: 83262-2-PBS. Detection antibody: 83262-1-PBS. Standard: Ag10719. Range: 3.13-100 ng/mL.



Cytometric bead array standard curve of mP00252-2, DGAT2 Recombinant Matched Antibody Pair, PBS Only. Capture antibody: 83262-2-PBS. Detection antibody: 83262-3-PBS. Standard: Ag10719. Range: 3.13-100 ng/mL.