

For Research Use Only

EFHD2 Recombinant antibody

Catalog Number:83264-6-RR



Basic Information

Catalog Number:

83264-6-RR

Size:

1000 ug/ml

Source:

Rabbit

Isotype:

IgG

Immunogen Catalog Number:

AG35084

GenBank Accession Number:

BC023611

GeneID (NCBI):

79180

UNIPROT ID:

Q96C19

Full Name:

EF-hand domain family, member D2

Calculated MW:

27 kDa

Observed MW:

27 kDa

Purification Method:

Protein A purification

CloneNo.:

240185A8

Recommended Dilutions:

WB 1:2000-1:10000

Applications

Tested Applications:

WB, FC (Intra), ELISA

Species Specificity:

human, mouse

Positive Controls:

WB : HuH-7 cells, NK-92 cells, A549 cells, NCI-H1299 cells, mouse brain tissue

Background Information

EFHD2 also named Swiprosin-1, is a Ca²⁺ binding actin protein. The expression of EFHD2 is upregulated during the activation of immune cells, epithelial and endothelial cells. The expression of EFHD2 is regulated by diverse signaling pathways that are contingent upon the specific type of cells.

Storage

Storage:

Store at -20°C. Stable for one year after shipment.

Storage Buffer:

PBS with 0.02% sodium azide and 50% glycerol pH 7.3.

Aliquoting is unnecessary for -20°C storage

For technical support and original validation data for this product please contact:

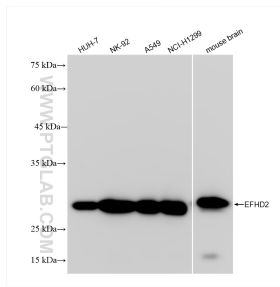
T: 4006900926

E: Proteintech-CN@ptglab.com

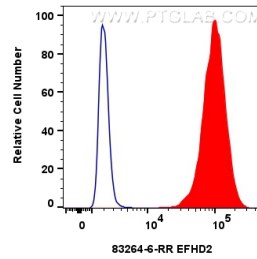
W: ptgcn.com

This product is exclusively available under Proteintech Group brand and is not available to purchase from any other manufacturer.

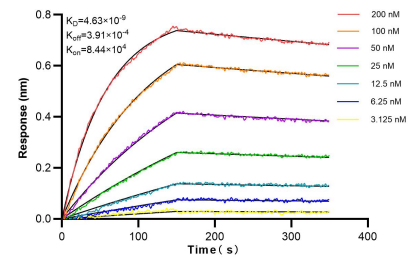
Selected Validation Data



Various lysates were subjected to SDS PAGE followed by western blot with 83264-6-RR (EFHD2 antibody) at dilution of 1:5000 incubated at room temperature for 1.5 hours.



1×10^6 A431 cells were intracellularly stained with 0.25 μ g EFHD2 Recombinant antibody (83264-6-RR, Clone:240185A8) and CoraLite® 488-Conjugated Goat Anti-Rabbit IgG(H+L) (SA00013-2) (red), or 0.25 μ g Rabbit IgG Isotype Control Recombinant Antibody (98136-1-RR, Clone: 240953C9) (blue). Cells were fixed with 4% PFA and permeabilized with Flow Cytometry Perm Buffer (PF00011-C).



Biacore interferometry (BLI) kinetic assays of 83264-6-RR against Human EFHD2 were performed. The affinity constant is 4.63 nM.