

For Research Use Only

IGFBP7 Recombinant antibody, PBS Only (Detector)



Catalog Number: 83292-1-PBS

Basic Information

Catalog Number:

83292-1-PBS

Size:

1mg/ml

Source:

Rabbit

Isotype:

IgG

GenBank Accession Number:

NM_001553.2

GeneID (NCBI):

3490

UNIPROT ID:

Q16270-1

Full Name:

insulin-like growth factor binding protein 7

Calculated MW:

29 kDa

Purification Method:

Protein A purification

CloneNo.:

240228C4

Applications

Tested Applications:

Indirect ELISA, Cytometric bead array

Species Specificity:

Human

Background Information

Storage

Storage:

Store at -80°C.

The product is shipped with ice packs. Upon receipt, store it immediately at -80°C

Storage Buffer:

PBS Only

For technical support and original validation data for this product please contact:

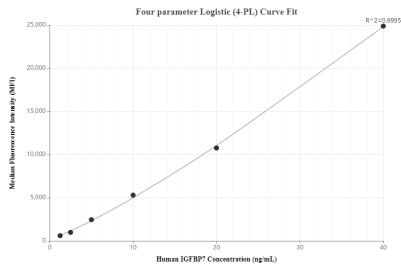
T: 4006900926

E: Proteintech-CN@ptglab.com

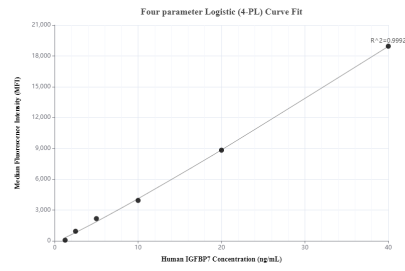
W: ptgcn.com

This product is exclusively available under Proteintech Group brand and is not available to purchase from any other manufacturer.

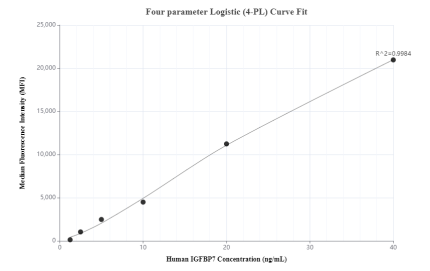
Selected Validation Data



Cytometric bead array standard curve of MP00319-1, IGFBP7 Recombinant Matched Antibody Pair, PBS Only. Capture antibody: 83292-4-PBS. Detection antibody: 83292-1-PBS. Standard: Eg0815. Range: 1.25-40 ng/mL



Cytometric bead array standard curve of MP00319-2, IGFBP7 Recombinant Matched Antibody Pair, PBS Only. Capture antibody: 83292-3-PBS. Detection antibody: 83292-1-PBS. Standard: Eg0815. Range: 1.25-40 ng/mL



Cytometric bead array standard curve of MP00319-3, IGFBP7 Recombinant Matched Antibody Pair, PBS Only. Capture antibody: 83292-2-PBS. Detection antibody: 83292-1-PBS. Standard: Eg0815. Range: 1.25-40 ng/mL