

For Research Use Only

ECSIT Recombinant antibody, PBS Only (Detector)



Catalog Number: 83295-1-PBS

Basic Information

Catalog Number: 83295-1-PBS	GenBank Accession Number: BC008279	Purification Method: Protein A purification
Size: 1mg/ml	GeneID (NCBI): 51295	CloneNo.: 240223A7
Source: Rabbit	UNIPROT ID: Q9BQ95	
Isotype: IgG	Full Name: ECSIT homolog (Drosophila)	
Immunogen Catalog Number: AG26898	Calculated MW: 49 kDa	

Applications

Tested Applications:
WB, Indirect ELISA, Cytometric bead array

Species Specificity:
Human

Background Information

Storage

Storage:
Store at -80°C.

Storage Buffer:
PBS Only

For technical support and original validation data for this product please contact:

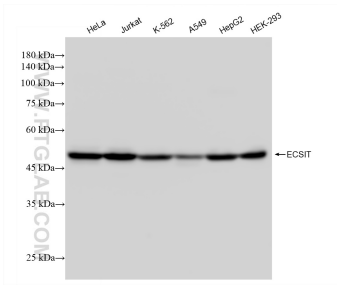
T: 4006900926

E: Proteintech-CN@ptglab.com

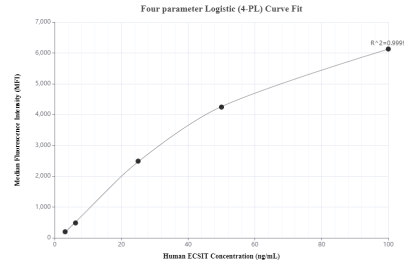
W: ptgcn.com

This product is exclusively available under Proteintech Group brand and is not available to purchase from any other manufacturer.

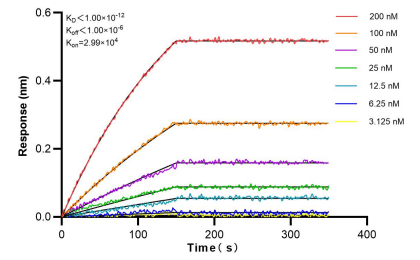
Selected Validation Data



Various lysates were subjected to SDS PAGE followed by western blot with 83295-1-RR (ECSIT antibody) at dilution of 1:10000 incubated at room temperature for 1.5 hours. This data was developed using the same antibody clone with 83295-1-PBS in a different storage buffer formulation.



Cytometric bead array standard curve of MP00315-1, ECSIT Recombinant Matched Antibody Pair, PBS Only. Capture antibody: 83295-4-PBS. Detection antibody: 83295-1-PBS. Standard: Ag26898. Range: 3.13-100 ng/mL.



Bi-layer interferometry (BLI) kinetic assays of 83295-1-RR against Human ECSIT were performed. The affinity constant is below 1 pM.