

For Research Use Only

# IGFBP-1 Recombinant antibody, PBS Only (Capture)



Catalog Number: 83347-2-PBS

## Basic Information

Catalog Number:

83347-2-PBS

Size:

1 mg/ml

Source:

Rabbit

Isotype:

IgG

GenBank Accession Number:

NM\_000596.4

GeneID (NCBI):

3484

UNIPROT ID:

P08833

Full Name:

IGF binding protein 1

Calculated MW:

28 kDa

Purification Method:

Protein A purification

CloneNo.:

240263B5

## Applications

Tested Applications:

Indirect ELISA, Cytometric bead array

Species Specificity:

Human

## Background Information

### Storage

Storage:

Store at -80°C.

Storage Buffer:

PBS Only

For technical support and original validation data for this product please contact:

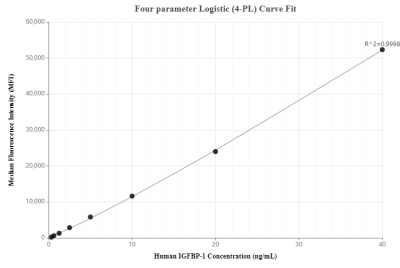
T: 4006900926

E: [Proteintech-CN@ptglab.com](mailto:Proteintech-CN@ptglab.com)

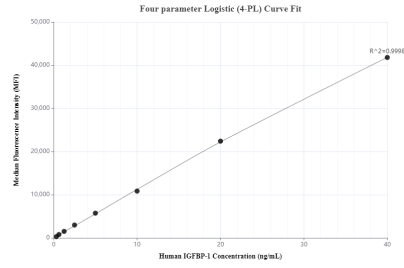
W: [ptgcn.com](http://ptgcn.com)

This product is exclusively available under Proteintech Group brand and is not available to purchase from any other manufacturer.

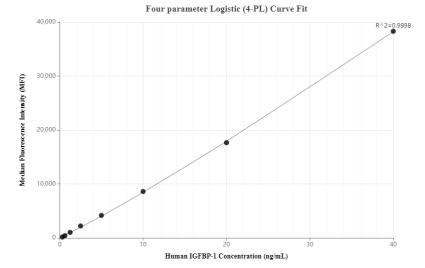
## Selected Validation Data



Cytometric bead array standard curve of MP00355-1, IGFBP-1 Recombinant Matched Antibody Pair, PBS Only. Capture antibody: 83347-2-PBS. Detection antibody: 83347-3-PBS. Standard: Eg0951. Range: 0.313-40 ng/mL



Cytometric bead array standard curve of MP00355-2, IGFBP-1 Recombinant Matched Antibody Pair, PBS Only. Capture antibody: 83347-2-PBS. Detection antibody: 83347-1-PBS. Standard: Eg0951. Range: 0.313-40 ng/mL



Cytometric bead array standard curve of MP00355-3, IGFBP-1 Recombinant Matched Antibody Pair, PBS Only. Capture antibody: 83347-2-PBS. Detection antibody: 83347-4-PBS. Standard: Eg0951. Range: 0.313-40 ng/mL