

For Research Use Only

CNKS2 Recombinant antibody, PBS Only (Detector)



Catalog Number: 83354-3-PBS

Basic Information

Catalog Number: 83354-3-PBS	GenBank Accession Number: BC126121	Purification Method: Protein A purification
Size: 1 mg/ml	GeneID (NCBI): 22866	CloneNo.: 240350D6
Source: Rabbit	UNIPROT ID: Q8WXI2	
Isotype: IgG	Full Name: connector enhancer of kinase suppressor of Ras 2	
Immunogen Catalog Number: AG21174	Calculated MW: 1034 aa, 118 kDa	

Applications

Tested Applications:
Indirect ELISA, Cytometric bead array, WB

Species Specificity:
mouse, human

Background Information

Storage

Storage:
Store at -80°C.
The product is shipped with ice packs. Upon receipt, store it immediately at -80°C
Storage Buffer:
PBS Only

For technical support and original validation data for this product please contact:

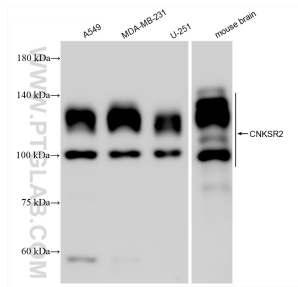
T: 4006900926

E: Proteintech-CN@ptglab.com

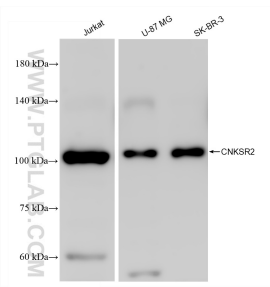
W: ptgcn.com

This product is exclusively available under Proteintech Group brand and is not available to purchase from any other manufacturer.

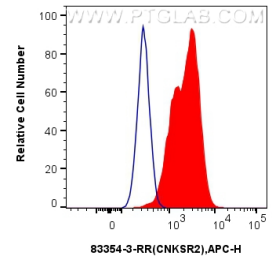
Selected Validation Data



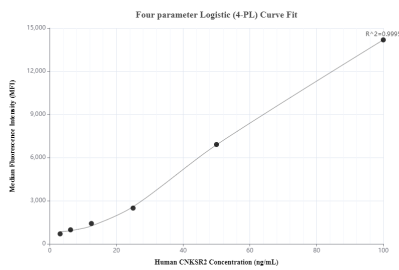
Various lysates were subjected to SDS PAGE followed by western blot with 83354-3-RR (CNKSR2 antibody) at dilution of 1:5000 incubated at room temperature for 1.5 hours. This data was developed using the same antibody clone with 83354-3-PBS in a different storage buffer formulation.



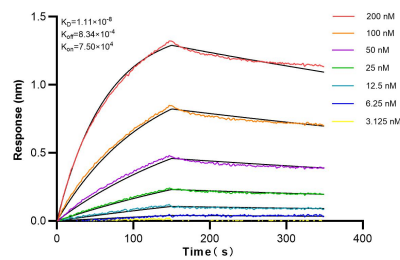
Various lysates were subjected to SDS PAGE followed by western blot with 83354-3-RR (CNKSR2 antibody) at dilution of 1:5000 incubated at room temperature for 1.5 hours. This data was developed using the same antibody clone with 83354-3-PBS in a different storage buffer formulation.



1×10^6 Jurkat cells were intracellularly stained with 0.25 μ g CNKSR2 Recombinant antibody (83354-3-RR, Clone:240350D6) and APC-Conjugated AffiniPure Goat Anti-Rabbit IgG(H+L) (red), or 0.25 μ g Isotype Control (blue). Cells were fixed with 4% PFA and permeabilized with Flow Cytometry Perm Buffer (PF00011-C). This data was developed using the same antibody clone with 83354-3-PBS in a different storage buffer formulation.



Cytometric bead array standard curve of MP00389-1, CNKSR2 Recombinant Matched Antibody Pair, PBS Only. Capture antibody: 83354-2-PBS. Detection antibody: 83354-3-PBS. Standard: Ag21174. Range: 3.125-100ng/mL



Biolayer interferometry (BLI) kinetic assays of 83354-3-RR against Human CNKSR2 were performed. The affinity constant is 11.1 nM.