

For Research Use Only

# AHR Recombinant antibody, PBS Only



Catalog Number: 83369-6-PBS

## Basic Information

Catalog Number: 83369-6-PBS	GenBank Accession Number: BC070080	Purification Method: Protein A purification
Size: 1 mg/ml	GeneID (NCBI): 196	CloneNo.: 240325G9
Source: Rabbit	UNIPROT ID: P35869	
Isotype: IgG	Full Name: aryl hydrocarbon receptor	
Immunogen Catalog Number: AG12193	Calculated MW: 848 aa, 96 kDa	

## Applications

Tested Applications:  
IF, ELISA

Species Specificity:  
Human

## Background Information

### Storage

Storage:  
Store at -80°C.  
**The product is shipped with ice packs. Upon receipt, store it immediately at -80°C**

Storage Buffer:  
PBS Only

For technical support and original validation data for this product please contact:

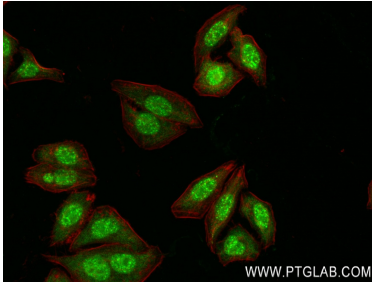
T: 4006900926

E: [Proteintech-CN@ptglab.com](mailto:Proteintech-CN@ptglab.com)

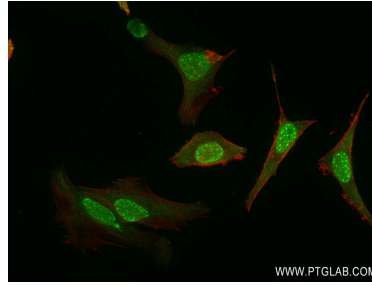
W: [ptgcn.com](http://ptgcn.com)

**This product is exclusively available under Proteintech Group brand and is not available to purchase from any other manufacturer.**

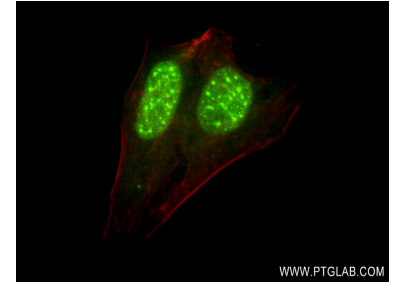
## Selected Validation Data



Immunofluorescent analysis of (4% PFA) fixed HepG2 cells using AHR antibody (83369-6-RR, Clone: 240325G9) at dilution of 1:250 and CoraLite®488-Conjugated AffiniPure Goat Anti-Mouse IgG(H+L) (SA00013-1), CL594-Phalloidin (red). This data was developed using the same antibody clone with 83369-6-PBS in a different storage buffer formulation.



Immunofluorescent analysis of (4% PFA) fixed HeLa cells using AHR antibody (83369-6-RR, Clone: 240325G9) at dilution of 1:250 and CoraLite®488-Conjugated AffiniPure Goat Anti-Mouse IgG(H+L) (SA00013-1), CL594-Phalloidin (red). This data was developed using the same antibody clone with 83369-6-PBS in a different storage buffer formulation.



Immunofluorescent analysis of (4% PFA) fixed HeLa cells using AHR antibody (83369-6-RR, Clone: 240325G9) at dilution of 1:250 and CoraLite®488-Conjugated AffiniPure Goat Anti-Mouse IgG(H+L) (SA00013-1), CL594-Phalloidin (red). This data was developed using the same antibody clone with 83369-6-PBS in a different storage buffer formulation.