

For Research Use Only

# AGXT Recombinant antibody, PBS Only



Catalog Number: 83385-6-PBS

## Basic Information

Catalog Number: 83385-6-PBS	GenBank Accession Number: BC132819	Purification Method: Protein A purification
Size: 1 mg/ml	GeneID (NCBI): 189	CloneNo.: 240305E7
Source: Rabbit	UNIPROT ID: P21549	
Isotype: IgG	Full Name: alanine-glyoxylate aminotransferase	
Immunogen Catalog Number: AG18062	Calculated MW: 392 aa, 43 kDa	

## Applications

Tested Applications:  
WB, IF, ELISA

Species Specificity:  
Human

## Background Information

### Storage

Storage:  
Store at -80°C.  
Storage Buffer:  
PBS Only

For technical support and original validation data for this product please contact:

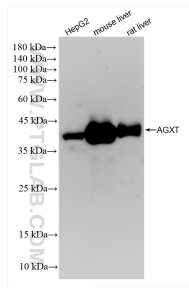
T: 4006900926

E: [Proteintech-CN@ptglab.com](mailto:Proteintech-CN@ptglab.com)

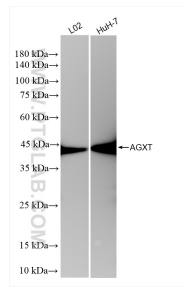
W: [ptgcn.com](http://ptgcn.com)

This product is exclusively available under Proteintech Group brand and is not available to purchase from any other manufacturer.

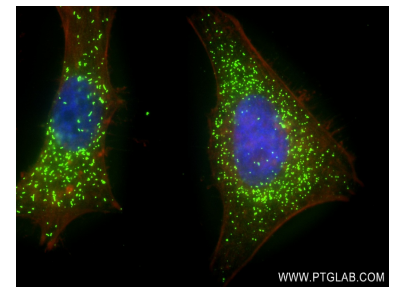
## Selected Validation Data



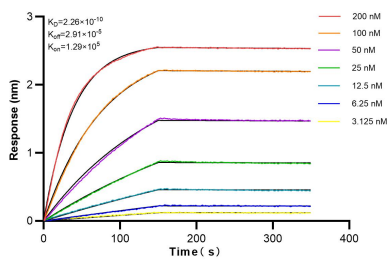
Various lysates were subjected to SDS PAGE followed by western blot with 83385-6-RR (AGXT antibody) at dilution of 1:20000 incubated at room temperature for 1.5 hours. This data was developed using the same antibody clone with 83385-6-PBS in a different storage buffer formulation.



Various lysates were subjected to SDS PAGE followed by western blot with 83385-6-RR (AGXT antibody) at dilution of 1:10000 incubated at room temperature for 1.5 hours. This data was developed using the same antibody clone with 83385-6-PBS in a different storage buffer formulation.



Immunofluorescent analysis of (4% PFA) fixed HeLa cells using AGXT antibody (83385-6-RR, Clone: 240305E7) at dilution of 1:200 and CoraLite®488-Conjugated AffiniPure Goat Anti-Rabbit IgG(H+L) (SA00013-2), CL594-Phalloidin (red). This data was developed using the same antibody clone with 83385-6-PBS in a different storage buffer formulation.



Biolayer interferometry (BLI) kinetic assays of 83385-6-RR against Human AGXT were performed. The affinity constant is 0.226 nM.