

For Research Use Only

POLR2H Recombinant antibody, PBS Only (Detector)



Catalog Number: 83439-1-PBS

Basic Information

Catalog Number: 83439-1-PBS	GenBank Accession Number: BC000739	Purification Method: Protein A purification
Size: 1 mg/ml	GeneID (NCBI): 5437	CloneNo.: 240410F9
Source: Rabbit	UNIPROT ID: P52434	
Isotype: IgG	Full Name: polymerase (RNA) II (DNA directed) polypeptide H	
Immunogen Catalog Number: AG7166	Calculated MW: 17 kDa	

Applications

Tested Applications:
WB, Indirect ELISA, Cytometric bead array

Species Specificity:
Human

Background Information

Storage

Storage:
Store at -80°C.
The product is shipped with ice packs. Upon receipt, store it immediately at -80°C
Storage Buffer:
PBS Only

For technical support and original validation data for this product please contact:


T: 4006900926

E: Proteintech-CN@ptglab.com

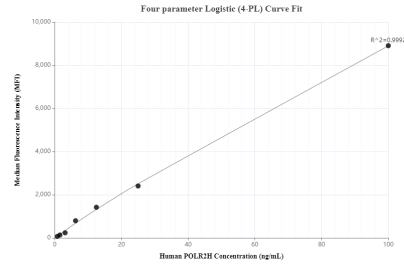
W: ptgcn.com

This product is exclusively available under Proteintech Group brand and is not available to purchase from any other manufacturer.

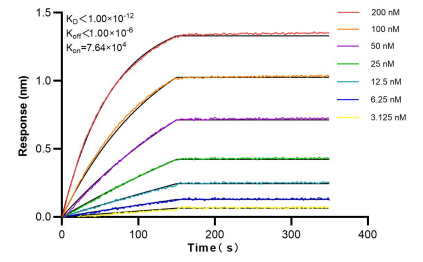
Selected Validation Data



Various lysates were subjected to SDS PAGE followed by western blot with 83439-1-RR (POLR2H antibody) at dilution of 1:10000 incubated at room temperature for 1.5 hours. This data was developed using the same antibody clone with 83439-1-PBS in a different storage buffer formulation.



Cytometric bead array standard curve of MP00447-1, POLR2H Recombinant Matched Antibody Pair, PBS Only. Capture antibody: 83439-2-PBS. Detection antibody: 83439-1-PBS. Standard: Ag7166. Range: 0.78-100 ng/mL.



Bi-layer interferometry (BLI) kinetic assays of 83439-1-RR against Human POLR2H were performed. The affinity constant is below 1 pM.