

For Research Use Only

HSPA2 Recombinant antibody, PBS Only (Capture)



Catalog Number: 83466-1-PBS

Basic Information

Catalog Number: 83466-1-PBS	GenBank Accession Number: BC036107	Purification Method: Protein A purification
Size: 1 mg/ml	GeneID (NCBI): 3306	CloneNo.: 240421A2
Source: Rabbit	UNIPROT ID: P54652	
Isotype: IgG	Full Name: heat shock 70kDa protein 2	
Immunogen Catalog Number: AG3539	Calculated MW: 639 aa, 70 kDa	

Applications

Tested Applications:
WB, Indirect ELISA, Cytometric bead array

Species Specificity:
Human

Background Information

Storage

Storage:
Store at -80°C.

Storage Buffer:
PBS Only

For technical support and original validation data for this product please contact:

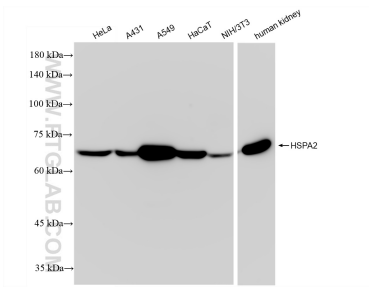
T: 4006900926

E: Proteintech-CN@ptglab.com

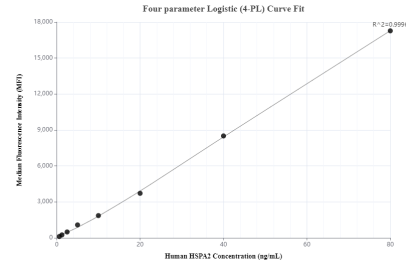
W: ptgcn.com

This product is exclusively available under Proteintech Group brand and is not available to purchase from any other manufacturer.

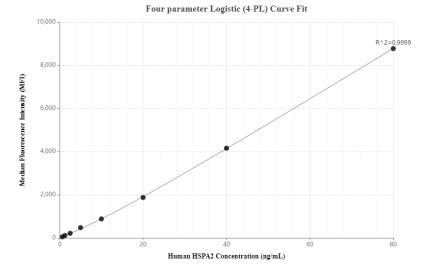
Selected Validation Data



Various lysates were subjected to SDS PAGE followed by western blot with 83466-1-RR (HSPA2 antibody) at dilution of 1:10000 incubated at room temperature for 1.5 hours. This data was developed using the same antibody clone with 83466-1-PBS in a different storage buffer formulation.



Cytometric bead array standard curve of MP00465-1, HSPA2 Recombinant Matched Antibody Pair, PBS Only. Capture antibody: 83466-1-PBS. Detection antibody: 83466-3-PBS. Standard: Ag3539. Range: 0.625-80 ng/mL.



Cytometric bead array standard curve of MP00465-2, HSPA2 Recombinant Matched Antibody Pair, PBS Only. Capture antibody: 83466-1-PBS. Detection antibody: 83466-2-PBS. Standard: Ag3539. Range: 0.625-80 ng/mL.