

For Research Use Only

Cryptochrome 1 Recombinant antibody, PBS Only (Detector)

Catalog Number:83602-1-PBS



Basic Information

Catalog Number: 83602-1-PBS	GenBank Accession Number: BC030519	Purification Method: Protein A purification
Size: 1 mg/ml	GeneID (NCBI): 1407	CloneNo.: 240520A12
Source: Rabbit	UNIPROT ID: Q16526	
Isotype: IgG	Full Name: cryptochrome 1 (photolyase-like)	
Immunogen Catalog Number: AG4270	Calculated MW: 586 aa, 66 kDa	

Applications

Tested Applications:
Cytometric bead array, Sandwich ELISA, Indirect ELISA,
Sample test

Species Specificity:
human

Background Information

Storage

Storage:
Store at -80°C.
The product is shipped with ice packs. Upon receipt, store it immediately at -80°C

Storage Buffer:
PBS Only

For technical support and original validation data for this product please contact:

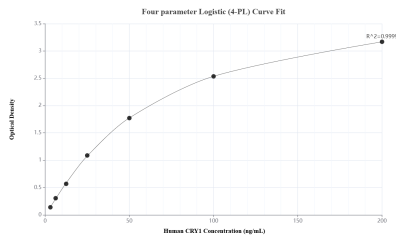
T: 4006900926

E: Proteintech-CN@ptglab.com

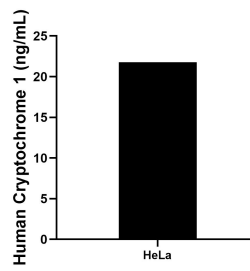
W: ptgcn.com

This product is exclusively available under Proteintech Group brand and is not available to purchase from any other manufacturer.

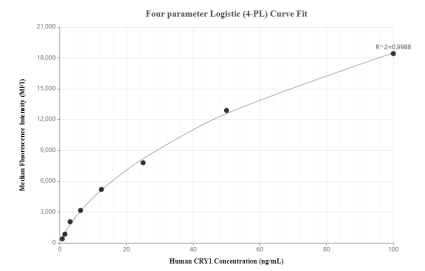
Selected Validation Data



Sandwich ELISA standard curve of MP00603-3, Human Cryptochrome 1 Recombinant Matched Antibody Pair - PBS only. 83602-3-PBS was coated to a plate as the capture antibody and incubated with serial dilutions of standard Ag4270. 83602-1-PBS was HRP conjugated as the detection antibody. Range: 3.13-200 ng/mL



The mean Cryptochrome 1 concentration was determined to be 21.76 ng/mL in HeLa cell extract based on a 1.20 mg/mL extract load.



Cytometric bead array standard curve of MP00603-3, CRV1 Recombinant Matched Antibody Pair, PBS Only. Capture antibody: 83602-3-PBS. Detection antibody: 83602-1-PBS. Standard: Ag4270. Range: 0.781-100 ng/mL