

For Research Use Only

ATM Recombinant antibody

Catalog Number: 83608-4-RR



Basic Information

Catalog Number: 83608-4-RR	GenBank Accession Number: BC137169	Purification Method: Protein A purification
Size: 1000 µg/ml	GeneID (NCBI): 472	CloneNo.: 240560H8
Source: Rabbit	UNIPROT ID: Q13315	Recommended Dilutions: IF/ICC 1:300-1:1200
Isotype: IgG	Full Name: ataxia telangiectasia mutated	
Immunogen Catalog Number: AG25920		

Applications

Tested Applications: IF/ICC, FC (Intra), ELISA	Positive Controls: IF/ICC : HeLa cells,
Species Specificity: human	

Background Information

The ATM protein is a member of the phosphatidylinositol 3-kinase family of proteins that respond to DNA damage by phosphorylating key substrates involved in DNA repair and/or cell cycle control. It is involved in mitogenic signal transduction, meiotic recombination, detection of DNA damage, and cell cycle control.

Storage

Storage:
Store at -20°C. Stable for one year after shipment.
Storage Buffer:
PBS with 0.02% sodium azide and 50% glycerol pH 7.3.
Aliquoting is unnecessary for -20°C storage

For technical support and original validation data for this product please contact:

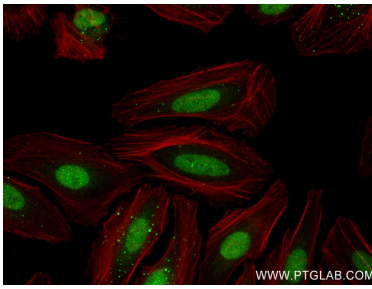
T: 4006900926

E: Proteintech-CN@ptglab.com

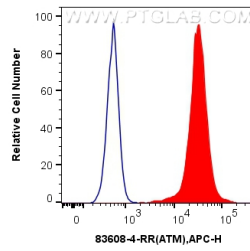
W: ptgcn.com

This product is exclusively available under Proteintech Group brand and is not available to purchase from any other manufacturer.

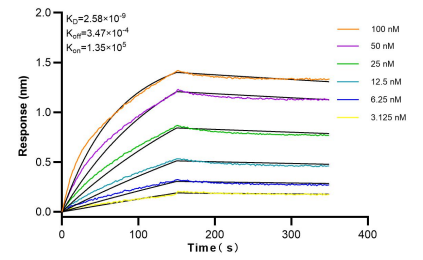
Selected Validation Data



Immunofluorescent analysis of (4% PFA) fixed HeLa cells using ATM antibody (83608-4-RR, Clone: 240560H8) at dilution of 1:600 and CoraLite®488-Conjugated AffiniPure Goat Anti-Rabbit IgG(H+L) (SA00013-2), CL594-Phalloidin (red).



1x10⁶ HeLa cells were intracellularly stained with 0.25 ug ATM Recombinant Antibody (83608-4-RR, Clone:240560H8) and APC-Conjugated AffiniPure Goat Anti-Rabbit IgG(H+L)(red), or 0.25 ug Isotype Control (blue). Cells were fixed and permeabilized with Transcription Factor Staining Buffer Kit (PF00011).



Bi-layer interferometry (BLI) kinetic assays of 83608-4-RR against Human ATM were performed. The affinity constant is 2.58 nM.