

For Research Use Only

SYT1 Recombinant antibody, PBS Only



Catalog Number: 83637-4-PBS

Basic Information

Catalog Number: 83637-4-PBS	GenBank Accession Number: BC058917	Purification Method: Protein A purification
Size: 1 mg/ml	GeneID (NCBI): 6857	CloneNo.: 240589F6
Source: Rabbit	UNIPROT ID: P21579	
Isotype: IgG	Full Name: synaptotagmin I	
Immunogen Catalog Number: AG5970	Calculated MW: 48 kDa	

Applications

Tested Applications:
WB, IF/ICC, ELISA

Species Specificity:
human, mouse, rat

Background Information

Storage

Storage:
Store at -80°C.
The product is shipped with ice packs. Upon receipt, store it immediately at -80°C

Storage Buffer:
PBS Only

For technical support and original validation data for this product please contact:


T: 4006900926

E: Proteintech-CN@ptglab.com

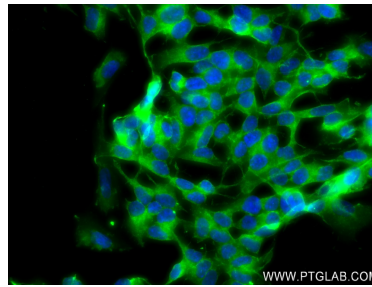
W: ptgcn.com

This product is exclusively available under Proteintech Group brand and is not available to purchase from any other manufacturer.

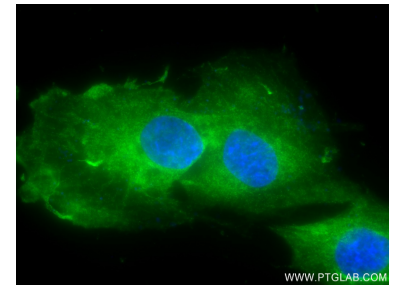
Selected Validation Data



Various lysates were subjected to SDS PAGE followed by western blot with 83637-4-RR (Synaptotagmin-1 antibody) at dilution of 1:8000 incubated at room temperature for 1.5 hours. This data was developed using the same antibody clone with 83637-4-PBS in a different storage buffer formulation.



Immunofluorescent analysis of (4% PFA) fixed SH-SY5Y cells using Synaptotagmin-1 antibody (83637-4-RR, Clone: 240589F6) at dilution of 1:250 and CoraLite®488-Conjugated AffiniPure Goat Anti-Rabbit IgG(H+L) (SA00013-2). This data was developed using the same antibody clone with 83637-4-PBS in a different storage buffer formulation.



Immunofluorescent analysis of (4% PFA) fixed SH-SY5Y cells using Synaptotagmin-1 antibody (83637-4-RR, Clone: 240589F6) at dilution of 1:250 and CoraLite®488-Conjugated AffiniPure Goat Anti-Rabbit IgG(H+L) (SA00013-2). This data was developed using the same antibody clone with 83637-4-PBS in a different storage buffer formulation.