

For Research Use Only

SWAP70 Recombinant antibody, PBS Only (Detector)

Catalog Number: 83646-2-PBS



Basic Information

Catalog Number: 83646-2-PBS	GenBank Accession Number: BC000616	Purification Method: Protein A purification
Size: 1 mg/ml	GeneID (NCBI): 23075	CloneNo.: 240641H2
Source: Rabbit	UNIPROT ID: Q9UH65	
Isotype: IgG	Full Name: SWAP-70 protein	
Immunogen Catalog Number: AG34855	Calculated MW: 69 kDa	

Applications

Tested Applications:
Cytometric bead array, Sandwich ELISA, Indirect ELISA, Sample test

Species Specificity:
human

Background Information

Storage

Storage:
Store at -80°C.
The product is shipped with ice packs. Upon receipt, store it immediately at -80°C

Storage Buffer:
PBS Only

For technical support and original validation data for this product please contact:

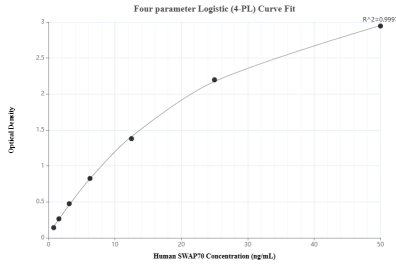
T: 4006900926

E: Proteintech-CN@ptglab.com

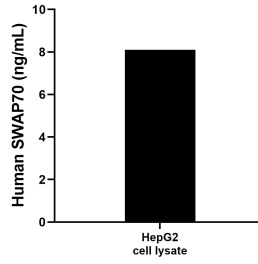
W: ptgcn.com

This product is exclusively available under Proteintech Group brand and is not available to purchase from any other manufacturer.

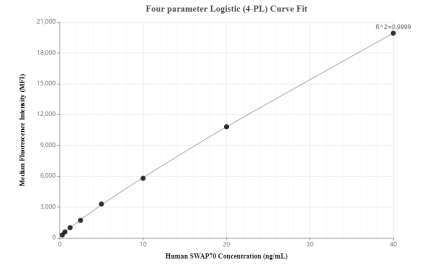
Selected Validation Data



Sandwich ELISA standard curve of MP00645-3, Human SWAP70 Recombinant Matched Antibody Pair - PBS only. 83646-3-PBS was coated to a plate as the capture antibody and incubated with serial dilutions of standard Ag34855. 83646-2-PBS was HRP conjugated as the detection antibody. Range: 0.781-50 ng/mL



HepG2 cell lysate was measured. The human SWAP70 concentration of detected samples was determined to be 8.1 ng/mL (based on a 1.2 mg/mL extract load).



Cytometric bead array standard curve of MP00645-3, SWAP70 Recombinant Matched Antibody Pair, PBS Only. Capture antibody: 83646-3-PBS. Detection antibody: 83646-2-PBS. Standard: Ag34855. Range: 0.313-40 ng/mL