

For Research Use Only

# Involucrin Recombinant antibody, PBS Only (Capture)

Catalog Number:83649-2-PBS



## Basic Information

Catalog Number: 83649-2-PBS	GenBank Accession Number: NM_005547	Purification Method: Protein A purification
Size: 1 mg/ml	GeneID (NCBI): 3713	CloneNo.: 240566G2
Source: Rabbit	UNIPROT ID: P07476	
Isotype: IgG	Full Name: involucrin	
Immunogen Catalog Number: AG29585	Calculated MW: 68 kDa	

## Applications

**Tested Applications:**  
Cytometric bead array, Sandwich ELISA, Indirect ELISA,  
Sample test

**Species Specificity:**  
human

## Background Information

### Storage

**Storage:**  
Store at -80°C.  
**The product is shipped with ice packs. Upon receipt, store it immediately at -80°C**

**Storage Buffer:**  
PBS Only

For technical support and original validation data for this product please contact:

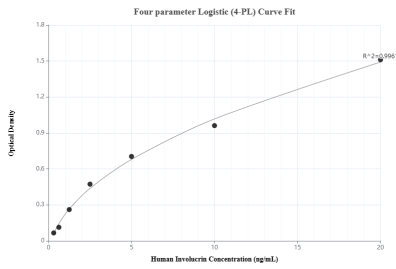
T: 4006900926

E: Proteintech-CN@ptglab.com

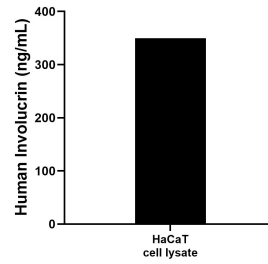
W: ptgcn.com

**This product is exclusively available under Proteintech Group brand and is not available to purchase from any other manufacturer.**

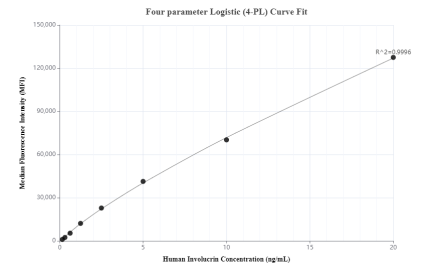
## Selected Validation Data



Sandwich ELISA standard curve of MP00618-1, Human Involucrin Recombinant Matched Antibody Pair - PBS only. 83649-2-PBS was coated to a plate as the capture antibody and incubated with serial dilutions of standard Ag29585. 83649-3-PBS was HRP conjugated as the detection antibody. Range: 0.313-20 ng/mL



HaCaT cell lysate were measured. The human Involucrin concentration was determined to be 349.9 ng/mL in HaCaT cell lysate (based on a 2.5 mg/mL extract load).



Cytometric bead array standard curve of MP00618-1, Involucrin Recombinant Matched Antibody Pair, PBS Only. Capture antibody: 83649-2-PBS. Detection antibody: 83649-3-PBS. Standard: Ag29585. Range: 0.156-20 ng/mL