

For Research Use Only

MYLK3 Recombinant antibody, PBS Only



Catalog Number: 83673-3-PBS

Basic Information

Catalog Number: 83673-3-PBS	GenBank Accession Number: BC109097	Purification Method: Protein A purification
Size: 1 mg/ml	GeneID (NCBI): 91807	CloneNo.: 240762G7
Source: Rabbit	UNIPROT ID: Q32MK0	
Isotype: IgG	Full Name: myosin light chain kinase 3	
Immunogen Catalog Number: AG16137	Calculated MW: 819 aa, 88 kDa	

Applications

Tested Applications:
WB, ELISA

Species Specificity:
human

Background Information

Storage

Storage:
Store at -80°C.
The product is shipped with ice packs. Upon receipt, store it immediately at -80°C

Storage Buffer:
PBS Only

For technical support and original validation data for this product please contact:

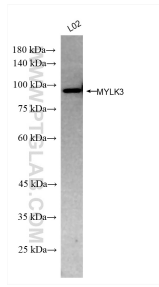
T: 4006900926

E: Proteintech-CN@ptglab.com

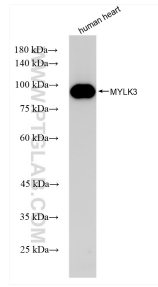
W: ptgcn.com

This product is exclusively available under Proteintech Group brand and is not available to purchase from any other manufacturer.

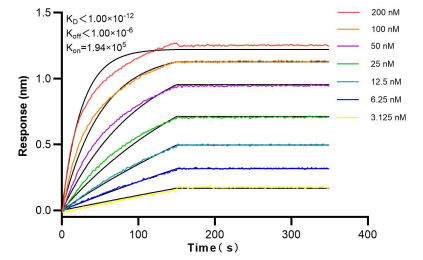
Selected Validation Data



L02 cells were subjected to SDS PAGE followed by western blot with 83673-3-RR (MYLK3 antibody) at dilution of 1:2000 incubated at room temperature for 1.5 hours. This data was developed using the same antibody clone with 83673-3-PBS in a different storage buffer formulation.



human heart tissue were subjected to SDS PAGE followed by western blot with 83673-3-RR (MYLK3 antibody) at dilution of 1:2000 incubated at room temperature for 1.5 hours. This data was developed using the same antibody clone with 83673-3-PBS in a different storage buffer formulation.



Bi-layer interferometry (BLI) kinetic assays of 83673-3-RR against Human MYLK3 were performed. The affinity constant is below 1 pM.