

For Research Use Only

LRRC47 Recombinant antibody

Catalog Number: 83693-3-RR



Basic Information

Catalog Number: 83693-3-RR	GenBank Accession Number: BC031301	Purification Method: Protein A purification
Size: 1000 µg/ml	GeneID (NCBI): 57470	CloneNo.: 240741A6
Source: Rabbit	UNIPROT ID: Q8N1G4	Recommended Dilutions: WB 1:2000-1:10000 IF/ICC 1:125-1:500
Isotype: IgG	Full Name: leucine rich repeat containing 47	
Immunogen Catalog Number: AG19736	Calculated MW: 583 aa, 63 kDa	
	Observed MW: 63 kDa	

Applications

Tested Applications: WB, IF/ICC, FC (Intra), ELISA	Positive Controls: WB : Daudi cells, U-87 MG cells, L02 cells
Species Specificity: human	IF/ICC : L02 cells,

Background Information

LRRC47 enables RNA binding activity. It is predicted to be involved in phenylalanyl-tRNA aminoacylation.

Storage

Storage:
Store at -20°C. Stable for one year after shipment.
Storage Buffer:
PBS with 0.02% sodium azide and 50% glycerol pH 7.3.
Aliquoting is unnecessary for -20°C storage

For technical support and original validation data for this product please contact:

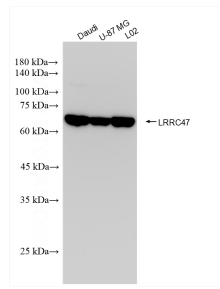
T: 4006900926

E: Proteintech-CN@ptglab.com

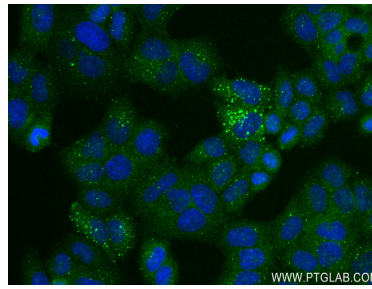
W: ptgcn.com

This product is exclusively available under Proteintech Group brand and is not available to purchase from any other manufacturer.

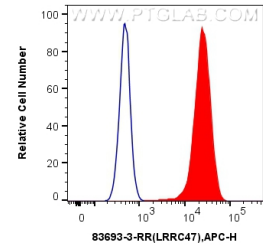
Selected Validation Data



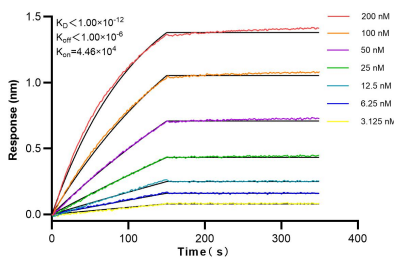
Various lysates were subjected to SDS PAGE followed by western blot with 83693-3-RR (LRRC47 antibody) at dilution of 1:5000 incubated at room temperature for 1.5 hours.



Immunofluorescent analysis of (4% PFA) fixed L02 cells using LRRC47 antibody (83693-3-RR, Clone: 240741A6) at dilution of 1:250 and CoraLite®488-Conjugated AffiniPure Goat Anti-Rabbit IgG(H+L) (SA00013-2).



1x10⁶ U2OS cells were intracellularly stained with 0.25 ug LRRC47 Recombinant antibody (83693-3-RR, Clone:240741A6) and APC-Conjugated AffiniPure Goat Anti-Rabbit IgG(H+L)(red), or 0.25 ug Isotype Control (blue). Cells were fixed with 4% PFA and permeabilized with Flow Cytometry Perm Buffer (PF00011-C).



Bi-layer interferometry (BLI) kinetic assays of 83693-3-RR against Human LRRC47 were performed. The affinity constant is below 1 pM.